


SHEET, TUBE AND PROFILE WORK



SUPRA
TECHNOLOGIES

SUPRA UNITS



the **SUPRA** *Unit*
SUPER *tool*

PUNCHING
NOTCHING
CUTTING
SHEARING

To Dominique.



SUPRA Technologies created in 1954 and **SFOP** in 1977 merged in 2015.

This new company is located in Monnaie, center of France (10km North Tours) on an area of 9000m², 48 collaborators are at your disposal.

This multi-field team designs and manufactures a set of comprehensive solutions for sheet, tube and profile work.



IN EUROPE:

Finland

FinnSupra Oy
Lukkarilantie 19
04600 Mäntsälä
+358 400 903 236
finnsupra@pp6.inet.fi

Spain

Supraform
Carrer de l'Enginy, 14
08850 Gavà, Barcelona
+34 936 631 300
supraform@supraform.net

Italy

Maggiolini Iame Srl
Via Galileo Galilei, 22
20091 Bresso MI
+39 2 6102381
maggiolini@maggiolini.it



0. PREAMBLE	10
Important	10
Units assembly	10
Material	11
Notion Standard – ½ Standard – Special	11
Sheet, tube and profile work	12

SHEET METAL WORK

ALL MATERIALS - MAX THICKNESS 4 MM

1. PUNCHING UNITS : ECONOMICAL SYSTEM Ø12 MAX	13
CLAP C7 & C12	13
2. PUNCHING UNITS WITH SWAN NECK Ø120 MAX	17
PA 8 – PA 14 – PA 20	17
PA 35 – PA 50 – PA 65 – PA 80	21
PA 100 – PA 120	25
3. PUNCHING UNITS WITH REDUCED SWAN NECK Ø20 MAX	29
SPR 8 – SPR 14 – SPR 20	29
4. PUNCHING UNITS WITHOUT SWAN NECK Ø120 MAX	33
PAL 8 – PAL 14 – PAL 20	33
PAL 35 – PAL 50 – PAL 65 – PAL 80	37
5. HORIZONTAL PUNCHING UNITS Ø14 MAX	41
PAH 8 – PAH 14	41
6. NOTCHING UNITS	45
G 60 x 30 – G 80 x 40 – G 100 x 50 – G 120 x 60	45
7. CORNER NOTCHING UNITS	49
E 75 – E 125	49
EC 75 – EC 125	53
8. CUTTING UNIT	57
C 160	57



ALL MATERIALS - MAX THICKNESS 10 MM

9. PUNCHING UNITS WITH SWAN NECK Ø 120MAX	61
PAE 20	61
PAE 35 – PAE 50 – PAE 65 – PAE 80	65
PAE 100 – PAE 120	69
10. PUNCHING UNITS WITH REDUCED SWAN NECK Ø20 MAX	73
SPAE 20 – SPAE 35	73
11. PUNCHING UNITS WITHOUT SWAN NECK Ø120 MAX	77
PAEL 20	77
PAEL 35 – PAEL 50 – PAEL 65 – PAEL 80	81
PAEL 100 – PAEL 120	85
12. NOTCHING UNITS	89
GE 100 x 50 – GE 100 x 100 – GE 200 x 100	89
13. CORNER NOTCHING UNITS	93
EE 125	93
EEC 125	97
14. NOTCHING UNIT WITH ADJUSTABLE ANGLES	101
EVP 125	101
15. CUTTING UNIT FOR WIDTH 160 MAX	105
CE 160	105
16. PUNCHING UNITS WITH SWAN NECK FOR HIGH THICKNESS Ø60 MAX	109
P2E 30 – P2E 60	109
17. PUNCHING UNITS FOR MAGNETIC SHEET	113
PTM 15 – PTM 25 – PTM 35	113

SECTION WORK

18. PUNCHING UNITS WITH SWAN NECK FOR SECTIONS Ø20 MAX - THICKNESS 4MM	117
F 8 – F 14 – F 20	117
19. PUNCHING UNITS WITH SWAN NECK FOR SECTIONS Ø20 MAX - THICKNESS 4MM	121
UP 8 – UP 14 – UP 20	121



20. PUNCHING UNITS WITH SWAN NECK FOR SECTIONS Ø35 MAX - THICKNESS 10MM	125
FE 20 – FE 35	125
21. PUNCHING UNITS WITH SWAN NECK FOR SECTIONS Ø35 MAX - THICKNESS 10MM	129
UPE 20 – UPE 35	129
22. CUTTING UNIT FOR CORNER SECTION MAX 70X70X7	133
CC70	133

TUBE WORK

23. CUTTING UNITS FOR TUBE Ø50 MAX THICKNESS 2MM	137
TT 28 – TT 50	137
24. NOTCHING UNITS FOR TUBE Ø50 MAX THICKNESS 3MM	141
GT 28 – GT 50	141
25. PUNCHING UNIT FOR TUBE Ø 32 MAX PUNCHING Ø 10 MAX THICKNESS 2MM	145
PERFO 28	145

26. ACCESSORY	149
Sheet guide	150
B1 Stop	152
Holder with retractable stops	153
Holder with cursor	154
Sheet support	155

27. SPECIAL UNITS	156
--------------------------	------------



IMPORTANT

RECOMMENDATIONS FOR UNITS USE:

1. Adjust the press BDC. This one should not be lower than the Closed Unit Height.
2. Check carefully your punches and dies (no wear or defect).
3. Check carefully the clearance between the punch and the die (adapted clearance to thickness and material).
4. Mount correctly your punches and dies.
5. Check your tool is fitted on a flat surface (no hole).
6. Lubricate periodically.

UNITS ASSEMBLY

Units design allows a single use but also combination over all kind of presses.
Their autonomous mobility does not require fixing on the higher part (except TT/PAL/PAEL).
Positioning is ensured by $\varnothing 8$ g6 located under the unit, axied with punching line.

Example of a multifunctional application




Example of monofunctional application



POSSIBLE COMBINATIONS:

Closed Tool Height: 133mm:

CLAP - PA - SPR - PAL - PAH - G - C - SHEET GUIDE - STOP - SHEET SUPPORT



Closed Tool Height: 200mm:

PAE - SPAE - PAEL - GE - CE - EE & EEC - EVP - SHEET GUIDE - STOP - SHEET SUPPORT



MATERIAL

All unit's punches and dies are tempered, rectified and controlled.
The steel grade is adapted to materials to work.
Different surface treatments can be applied according to the use.

PUNCH:

- Steel HWS - 58/60 HRc
- Steel HSS - 62/64 HRc

DIE:

- Steel HWS - 58/60 HRc

NOTION: STANDARD - 1/2 STANDARD - SPECIAL

Round, shape and special punches must fit in \varnothing maximum of corresponding unit.

STANDARD punching ROUND



1/2 STANDARD Shapes





SPECIAL Shapes




Other special punching shapes **ON REQUEST**

SHEET WORK



TUBE WORK

SECTION WORK





SUPRA
TECHNOLOGIES



ECONOMIC PUNCHING UNITS

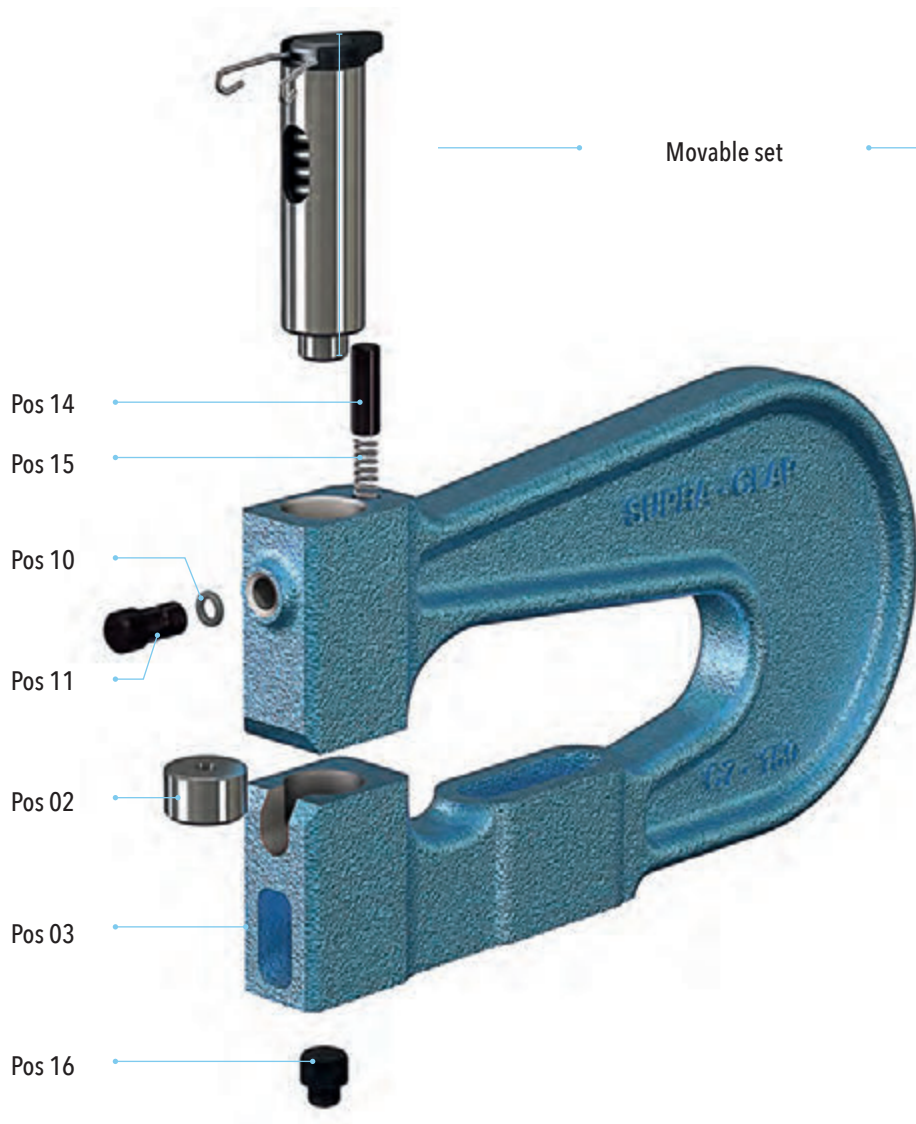


PUNCHING ALL MATERIALS
MAXIMUM THICKNESS 4MM - DIAMETER ONLY MAXIMUM Ø 12
CLOSED TOOL HEIGHT 133 TO 130MM

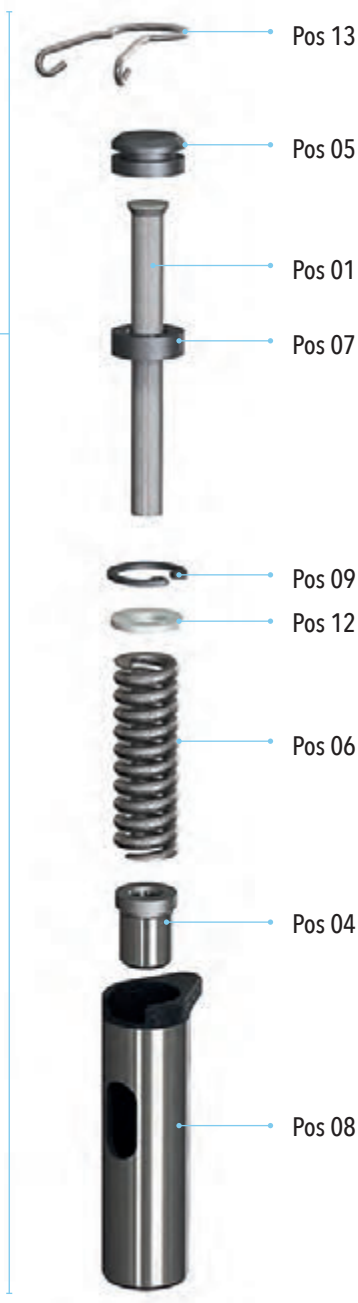
4 products available:

- >> **Type C7** swan neck 150mm and 300mm – Punching capacity Ø3 to 7mm
- >> **Type C12** swan neck 150mm and 300mm – Punching capacity Ø7 to 12mm

CLAP C7 & C12



Movable set



**MOVABLE SET
WITH PUNCH DETAIL**

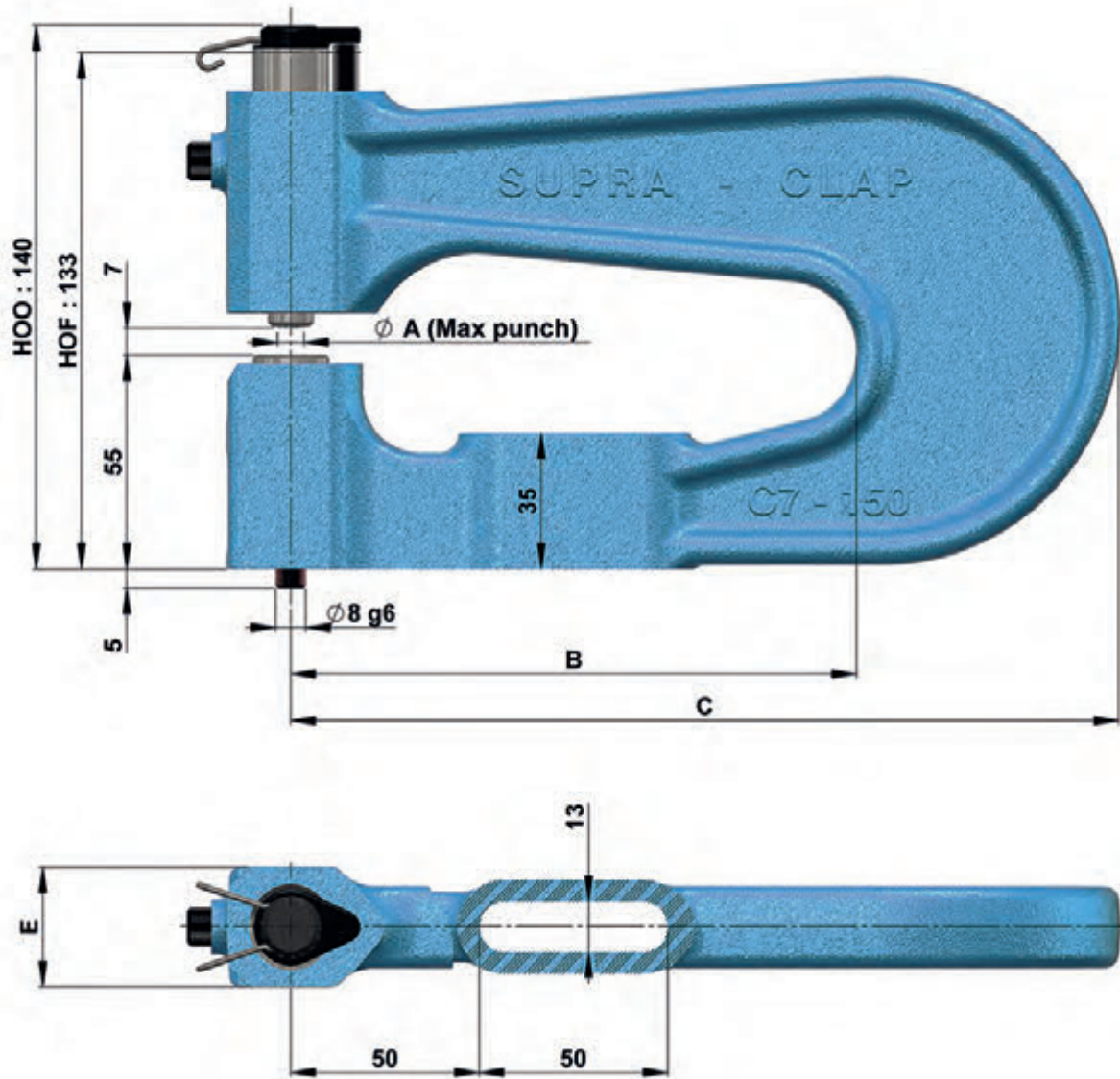


NOMENCLATURE OF SPARE PARTS FOR UNITS CLAP C7 & C12

SPARE PARTS					
Pos	Designation	CLAP C7		CLAP C12	
		Q	Item code	Q	Item code
01	Punch	1	220-01-10102000	1	220-02-10202000
02	Die	1	220-01-10105000	1	220-02-10205000
03	Cast-iron body swan neck x 150	1	220-01-10115000	1	220-02-10215000
03	Cast-iron body swan neck x 300	1	220-01-10116000	1	220-02-10216000
04	Stripper	1	220-01-10110000	1	220-02-10210000
05	Punch cap	1	220-01-10120000	1	220-02-10220000
06	Stripping spring	1	520-190-00808000	1	520-190-00809000
07	Punch holder washer	1	220-01-10122000	1	220-02-10222000
08	Outer sleeve	1	220-01-10123000	1	220-02-10223000
09	Circlips	1	520-127000-16	1	520-127000-25
10	Ring	1	520-21-01077000	1	520-21-01077000
11	Stop	1	220-00-01028500	1	220-00-01028500
12	Washer	1	520-1301-8U	1	-
13	Retaining spring	1	520-190-00808500	1	520-190-00809500
14	Guide spring	1	220-00-01050500	1	220-00-01050500
15	Return spring	1	520-190-00803500	1	520-190-00803500
16	Locating pin	1	220-00-01061000	1	220-00-01061000
SETS					
Complete unit without punch / die swan neck x 150		220-01-10120200		220-02-10220200	
Complete unit without punch / die swan neck x 300		220-01-10130200		220-02-10230200	
Movable set without punch / die		220-01-10100200		220-02-10200200	
Set punch / die		220-01-10100600		220-02-10200600	
Set punch / die / stripper		220-01-10104600		220-02-10204600	



UNITS SIZES CLAP C7 & C12




UNITS	ϕA	B	C	D	E
CLAP C7 - 150	7	150	220	17	26
CLAP C7 - 300	7	300	370	17	26
CLAP C12 - 150	12	150	220	22	36
CLAP C12 - 300	12	300	370	22	36



SUPRA
TECHNOLOGIES



PUNCHING UNITS WITH SWAN NECK



PUNCHING ALL MATERIALS
MAXIMUM THICKNESS 4MM - DIAMETER AND SHAPE INSCRIBED IN Ø20 MAXIMUM
CLOSED TOOL HEIGHT 133 - 130MM

Standard punching

PA8 : Ø3 to 8mm
PA14 : Ø8 to 14mm
PA20 : Ø14 to 20mm

½ Standard punching


PA8 : Ø3 to 8mm
PA14 : Ø8 to 14mm
PA20 : Ø14 to 20mm

Shapes have to inscribe in the Ø max of matching unit

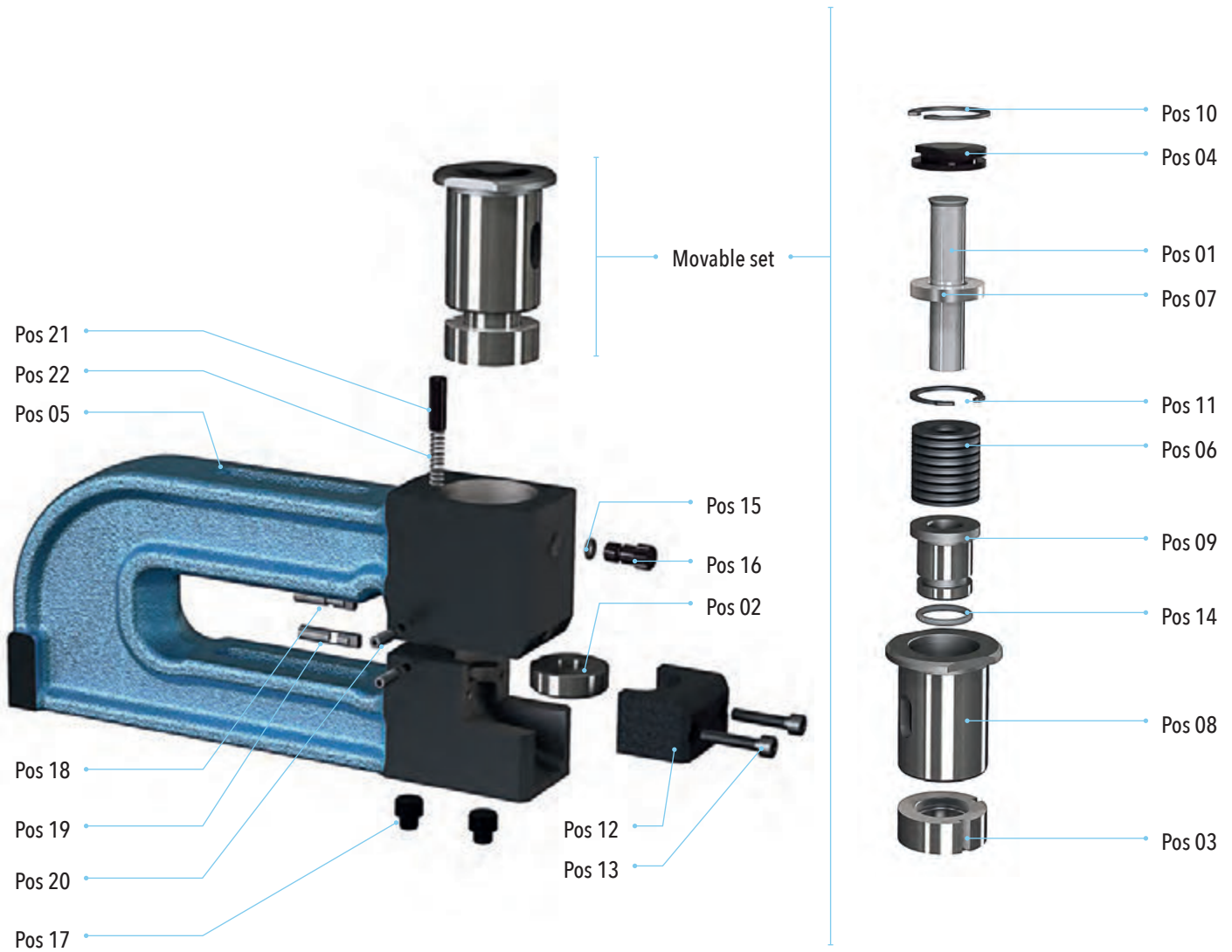
Special punching

PA8 : Ø3 to 8mm
PA14 : Ø8 to 14mm
PA20 : Ø14 to 20mm

Shapes have to inscribe in the Ø max of matching unit



PA8 – PA14 – PA20





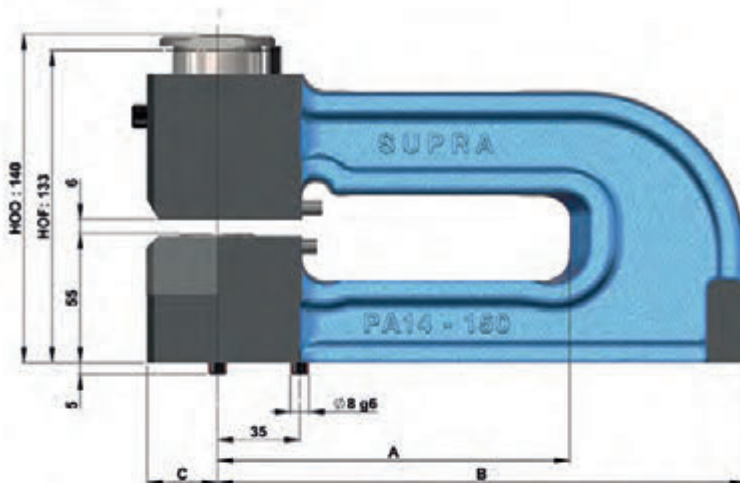
NOMENCLATURE OF SPARE PARTS FOR UNITS PA8 - PA14 - PA20

SPARE PARTS


Pos	Designation	PA8		PA14		PA20	
		Qt	Item code	Qt	Item code	Qt	Item code
01	Standard punch	1	220-03-01101000	1	220-04-01201000	1	220-05-01301000
01	½ standard punch	1	220-03-01102000	1	220-04-01202000	1	220-05-01302000
02	Standard die	1	220-03-01105000	1	220-04-01205000	1	220-05-01305000
02	½ standard die	1	220-03-01106000	1	220-04-01206000	1	220-05-01306000
03	Standard stripper	1	220-03-01110000	1	220-04-01210000	1	220-05-01310000
03	½ standard stripper	1	220-03-01111000	1	220-04-01211000	1	220-05-01311000
04	Punch cap	1	220-03-01120000	1	220-04-01220000	1	220-05-01320000
05	Cast-iron body swan neck 150	1	220-03-01115000	1	220-04-01215000	1	220-05-01315000
05	Cast-iron body swan neck 275	1	220-03-01116000	1	220-04-01216000	1	220-05-01316000
05	Cast-iron body swan neck 400	1	220-03-01117000	1	220-04-01217000	1	220-05-01317000
06	Spring washer	24	520-1305-18821	16	520-1305-28142125	10	520-1305-402042
07	Punch holder washer	1	220-03-01122000	1	220-04-01222000	1	220-05-01322000
08	Outer sleeve	1	220-03-01123000	1	220-04-01223000	1	220-05-01323000
09	Inner sleeve	1	220-03-01124000	1	220-04-01224000	1	220-05-01324000
10	Circlips	1	520-127000-20	1	520-127000-30	2	520-127000-42
11	Circlips	1	520-127008-20	1	520-127008-30	-	-
12	Die clamp	1	220-03-01127000	1	220-04-01227000	1	220-05-01327000
13	Screw	2	520-1110-5X25	2	520-1110-5X30	2	520-1110-5X35
14	Ring	1	520-21-01080000	1	520-21-01081000	1	520-21-01082000
15	Ring	1	520-21-01077000	1	520-21-01077000	1	520-21-01077000
16	Stop	1	220-00-01028500	1	220-00-01028500	1	220-00-01028500
17	Locating pin	2	220-00-01061000	2	220-00-01061000	2	220-00-01061000
18	Stripper centering	1	220-00-01001000	1	220-00-01001000	1	220-00-01001000
19	Die centering	1	220-00-01001500	1	220-00-01001500	1	220-00-01001500
20	Screw	2	520-1132-5X16	2	520-1132-5X16	2	520-1132-5X16
21	Guide spring	1	220-00-01050500	1	220-00-01050500	2	220-00-01050500
22	Return spring	1	520-190-00803500	1	520-190-00803500	2	520-190-00803500

SETS			
Complete unit without punch / die swan neck 150	220-03-01120200	220-04-01220200	220-05-01320200
Complete unit without punch / die swan neck 275	220-03-01130200	220-04-01230200	220-05-01330200
Complete unit without punch / die swan neck 400	220-03-01140200	220-04-01240200	220-05-01340200
Movable set without punch / die	220-03-01100200	220-04-01200200	220-05-01300200
Set punch / die standard	220-03-01100600	220-04-01200600	220-05-01300600
Set punch / die ½ standard	220-03-01100700	220-04-01200700	220-05-01300700
Set punch / die / close-fit stripper	220-03-01101600	220-04-01201600	220-05-01301600
Set punch / die / stripper ½ standard	220-03-01100900	220-04-01200900	220-05-01300900

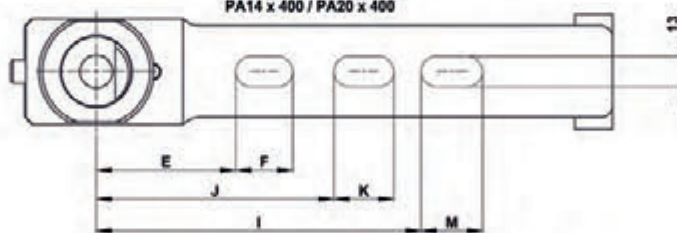
UNITS SIZES PA8 - PA14 - PA20



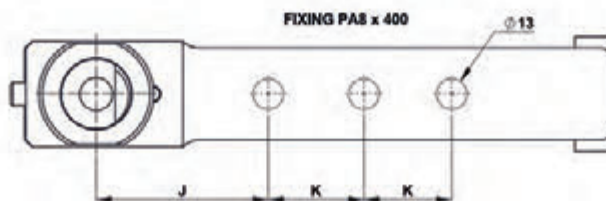
FIXING PA8 x 150 / PA14 x 150 / PA20 x 150 / PA20 x 275



FIXING :
PA8 x 275 / PA14 x 275
PA14 x 400 / PA20 x 400



FIXING PA8 x 400




UNITS	A	B	C	D	E	F	I	J	K	M
PA8		210	25	35	50	80	-	-	-	-
PA14	150	220	30,5	45	55	75	-	-	-	-
PA20		225	35	55	55	80	-	-	-	-
PA8		335	25	35	50	65	185	130	40	65
PA14	275	350	30,5	45	55	60	185	130	40	60
PA20		360	35	55	55	200	-	-	-	-
PA8		508	25	35	-	-	-	90	100	
PA14	400	480	30,5	45	55	120	245	190	40	120
PA20		485	35	55	55	120	250	190	45	120



SUPRA
TECHNOLOGIES



PUNCHING UNITS WITH SWAN NECK



PA35 - PA50 - PA65 - PA80

PUNCHING ALL MATERIALS
MAXIMUM THICKNESS 4MM - DIAMETER AND SHAPES INSCRIBED IN Ø80 MAXIMUM
CLOSE TOOL HEIGHT 133 TO 130MM

Standard punching

- PA35 : Ø20 to 35mm
- PA50 : Ø35 to 50mm
- PA65 : Ø50 to 65mm
- PA80 : Ø65 to 80mm

½ Standard punching


- PA35 : Ø20 to 35mm
- PA50 : Ø35 to 50mm
- PA65 : Ø50 to 65mm
- PA80 : Ø65 to 80mm


Shapes have to inscribe in the Ø max of matching unit

Special punching

- PA35 : Ø20 to 35mm
- PA50 : Ø35 to 50mm
- PA65 : Ø50 to 65mm
- PA80 : Ø65 to 80mm

Shapes have to inscribe in the Ø max of matching unit



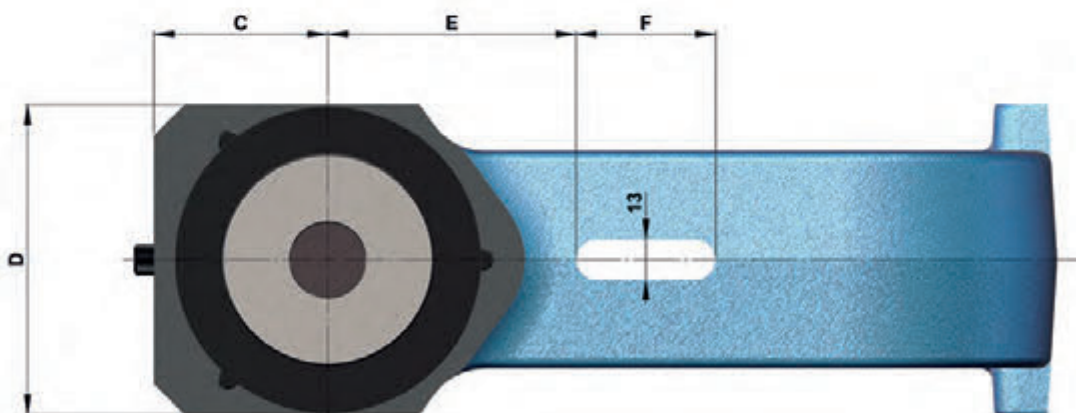



**MOVABLE SET
WITH PUNCH DETAIL**



NOMENCLATURE OF SPARE PARTS FOR UNITS PA35 - PA50 - PA65 - PA80

SPARE PARTS									
Pos	Designation	PA35		PA50		PA65		PA80	
		Qt	Item code	Qt	Item code	Qt	Item code	Qt	Item code
01	Standard punch	1	220-06-01401000	1	220-07-01501000	1	220-08-01601000	1	220-09-01701000
01	½ standard punch	1	220-06-01402000	1	220-07-01502000	1	220-08-01602000	1	220-09-01702000
02	Standard die	1	220-06-01405000	1	220-07-01505000	1	220-08-01605000	1	220-09-01705000
02	½ standard die	1	220-06-01406000	1	220-07-01506000	1	220-08-01606000	1	220-09-01706000
03	Standard stripper	1	220-06-01410000	1	220-07-01510000	1	220-08-01610000	1	220-09-01710000
03	½ standard stripper	1	220-06-01411000	1	220-07-01511000	1	220-08-01611000	1	220-09-01711000
04	Punch cap	1	220-06-01420000	1	220-07-01520000	1	220-08-01620000	1	220-09-01720000
05	Cast-iron body swan neck 150	1	220-06-01415000	1	220-07-01515000	1	220-08-01615000	1	220-09-01715000
05	Cast-iron body swan neck 275	1	220-06-01416000	1	220-07-01516000	1	220-08-01616000	1	220-09-01716000
05	Cast-iron body swan neck 400	1	220-06-01417000	1	220-07-01517000	1	220-08-01617000	1	220-09-01717000
06	Spring washer	10	520-1305-50254225	7	520-1305-603053	5	520-1305-80413	4	520-1305-100514
07	Centering ring	1	220-06-01450000	1	220-07-01550000	1	220-08-01650000	1	220-09-01750000
08	Circlips	1	520-127008-35	1	520-127000-50	1	520-127000-65	1	520-127000-80
09	Ring	1	520-21-01077000	1	520-21-01077000	1	520-21-01077000	1	520-21-01077000
10	Stop	1	220-00-01028500	1	220-00-01028500	1	220-00-01028500	1	220-00-01028500
11	Locating pin	2	220-00-01061000	2	220-00-01061000	2	220-00-01061000	2	220-00-01061000
12	Stripper centering	1	220-00-01001000	1	220-00-01001000	1	220-00-01001000	1	220-00-01001000
13	Die centering	1	220-00-01001500	1	220-00-01001500	1	220-00-01001500	1	220-00-01001500
14	Guide spring	2	220-00-01050500	3	220-00-01050500	3	220-00-01050500	3	220-00-01050500
15	Return spring	2	520-190-00803500	3	520-190-00803500	3	520-190-00803500	3	520-190-00803500
16	Screw	2	520-1132-5X30	2	520-1132-5X30	2	520-1132-5X30	2	520-1132-5X30
17	Screw	1	520-1120-8X25	1	520-1120-10X25	1	520-1120-12X30	1	520-1120-12X30
18	Locking washer	1	520-1307-8	1	520-1307-10	1	520-1307-12	1	520-1307-12
19	Pin	1	520-1410-3X10	1	520-1410-3X10	1	520-1410-3X10	1	520-1410-3X10
SETS									
Complete unit without punch / die swan neck 150		220-06-01420200		220-07-01520200		220-08-01620200		220-09-01720200	
Complete unit without punch / die swan neck 275		220-06-01430200		220-07-01530200		220-08-01630200		220-09-01730200	
Complete unit without punch / die swan neck 400		220-06-01440200		220-07-01540200		220-08-01640200		220-09-01740200	
Movable set without punch / die		220-06-01400200		220-07-01500200		220-08-01600200		220-09-01700200	
Set punch / die standard		220-06-01400600		220-07-01500600		220-08-01600600		220-09-01700600	
Set punch / die ½ standard		220-06-01400700		220-07-01500700		220-08-01600700		220-09-01700700	
Set punch / die standard Close-fit stripper		220-06-01401900		220-07-01501900		220-08-01601900		220-09-01701900	
Set punch / die / stripper ½ standard		220-06-01400900		220-07-01500900		220-08-01600900		220-09-01700900	




UNITS	A	B	C	D	E	F	H
PA35	150	225	41	70	65	65	35
PA50		225	46	80	70	60	50
PA65		235	56	100	80	45	50
PA80		250	66	120	90	35	50
PA35	275	355	41	70	65	180	35
PA50		350	46	80	70	180	50
PA65		360	56	100	80	165	50
PA80		375	66	120	90	155	50
PA35	400	485	41	70	65	290	35
PA50		480	46	80	70	300	50
PA65		500	56	100	80	280	50
PA80		500	66	120	90	270	50



SUPRA
TECHNOLOGIES



PUNCHING UNITS WITH SWAN NECK




PA100 – PA120

PUNCHING ALL MATERIALS
MAXIMUM THICKNESS 4MM - DIAMETER AND SHAPES INSCRIBED IN Ø120 MAX.
CLOSE TOOL HEIGHT 133 TO 130MM

Standard punching
 PA100 : Ø80 to 100mm
 PA120 : Ø100 to 120mm


½ Standard punching
 PA100 : Ø80 to 100mm
 PA120 : Ø100 to 120mm
 Shapes have to inscribe in the Ø max of matching unit

Special punching
 PA100 : Ø80 to 100mm
 PA120 : Ø100 to 120mm
 Shapes have to inscribe in the Ø max of matching unit

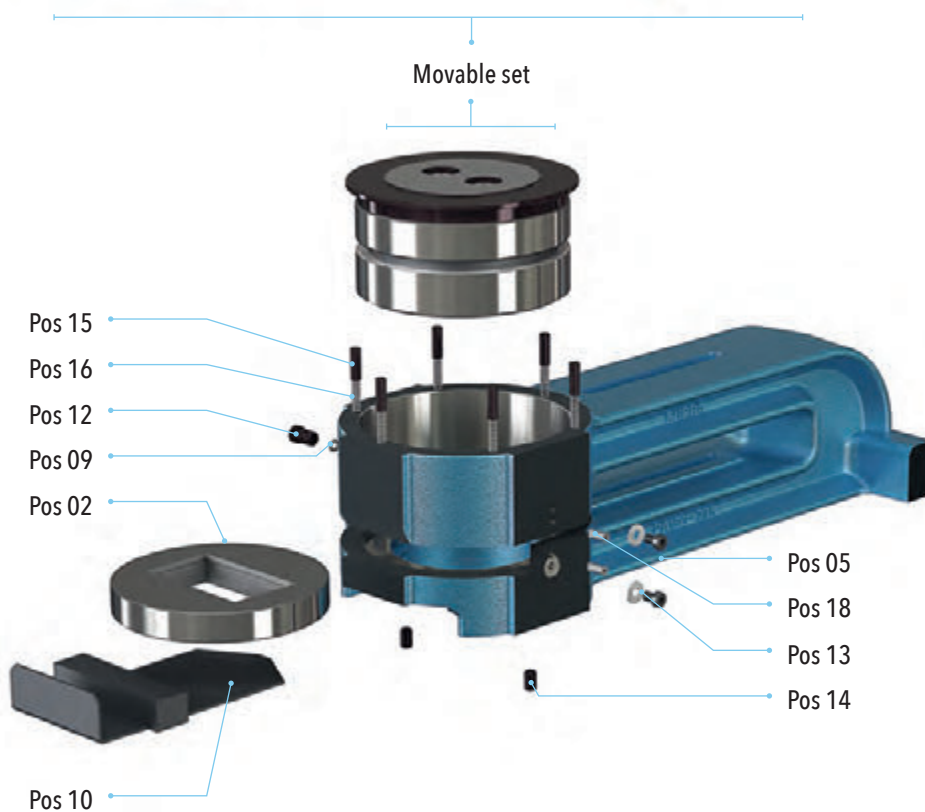
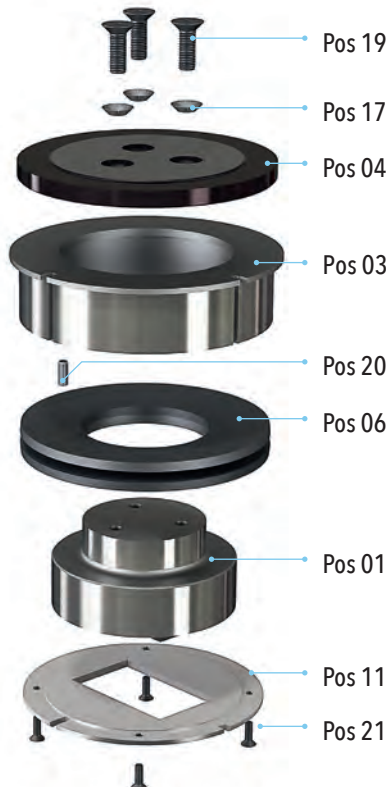




**MOVABLE SET
WITH PUNCH DETAIL - PA100**



**MOVABLE SET
WITH PUNCH DETAIL - PA120**

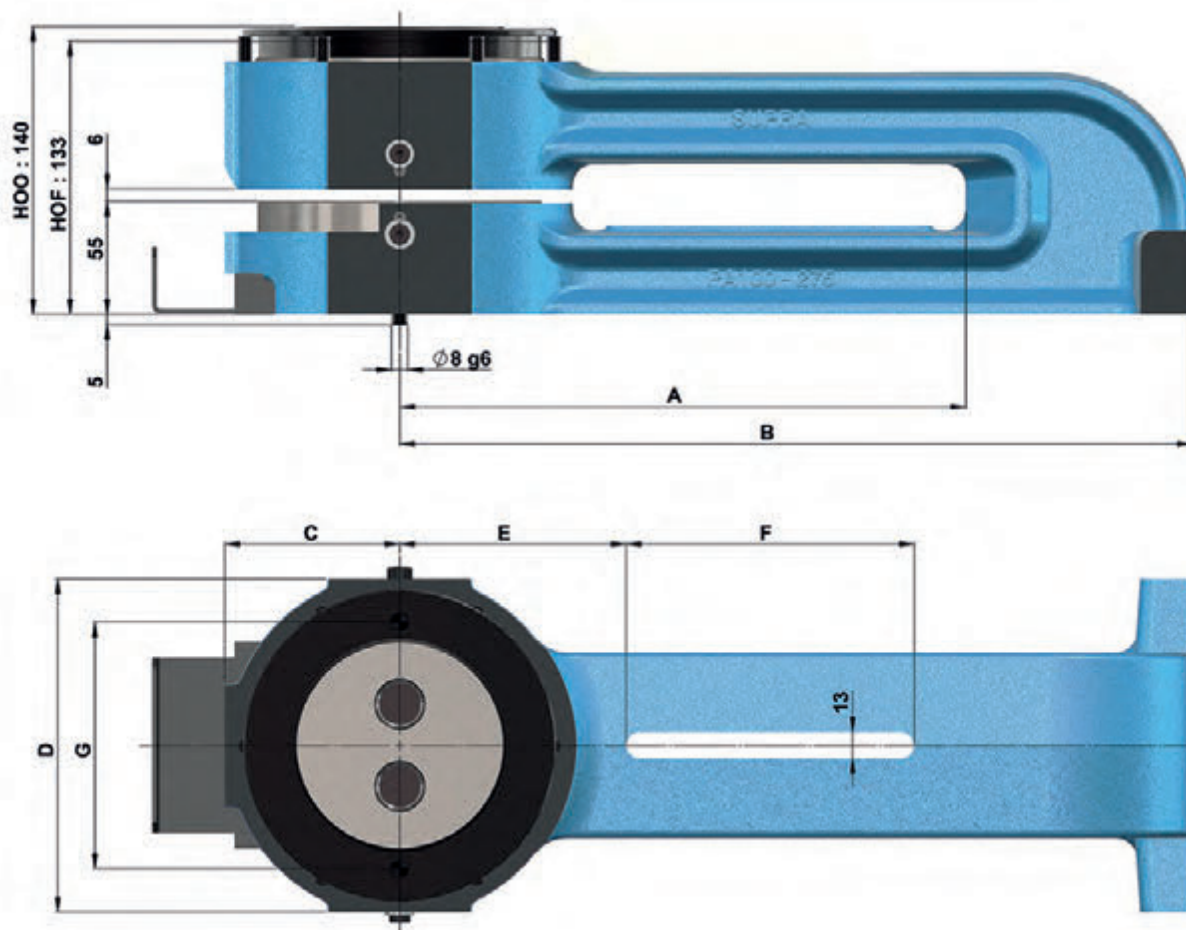




NOMENCLATURE OF SPARE PARTS FOR UNITS PA100 - PA120

SPARE PARTS						
Pos	Designation	PA 100		PA 120		
		Qt	Item code	Qt	Item code	
01	Standard punch	1	220-10-01801000	1	220-11-01901000	
01	½ standard punch	1	220-10-01802000	1	220-11-01902000	
02	Standard die	1	220-10-01805000	1	220-11-01905000	
02	½ standard die	1	220-10-01806000	1	220-11-01906000	
03	Standard stripper	1	220-10-01810000	1	220-11-01910000	
03	½ standard stripper	1	220-10-01811000	1	220-11-01911000	
04	Punch cap	1	220-10-01820000	1	220-11-01920000	
05	Cast-iron body swan neck 275	1	220-10-01816000	1	220-11-01916000	
05	Cast-iron body swan neck 500	1	220-10-01818000	1	220-11-01918000	
06	Spring washer	3	520-1305-125647	2	520-1305-160826	
07	Centering ring	1	220-10-01850000	-	-	
08	Circlips	1	520-127000-100	-	-	
09	Ring	1	520-21-01079000	1	520-21-01079000	
10	Waste remover	1	220-10-01831000	1	220-11-01931000	
11	Stripper plate	-	-	1	220-11-01951000	
12	Stop	1	220-00-01027500	1	220-00-01027500	
13	Screw	2	520-1111-6X10	2	520-1111-6X10	
14	Locating pin	2	220-00-01060500	2	220-00-01060500	
15	Guide spring	6	220-00-01050500	8	220-00-01052000	
16	Return spring	6	520-190-00803500	8	520-190-00803500	
17	Washer	2	520-1307-12	3	520-1307-10	
18	Centering	2	220-00-01002500	2	220-00-01002500	
19	Screw	2	520-1120-12X35	3	520-1120-10X25	
20	Pin	-	-	1	520-1410-6X16	
21	Screw	-	-	4	520-1120-4X16	
SETS						
Complete unit without punch / die swan neck 275		220-10-01830200		220-11-01930200		
Complete unit without punch / die swan neck 500		220-10-01850200		220-11-01950200		
Movable set without punch / die		220-10-01800200		220-11-01900200		
Set punch / die standard		220-10-01800600		220-11-01900600		
Set punch / die ½ standard		220-10-01800700		220-11-01900700		
Set punch / die / close-fit stripper		220-10-01801900		220-11-01901900		
Set punch / die / stripper ½ standard		220-10-01800900		220-11-01900900		

UNITS SIZES PA100 - PA120




UNITS	A	B	C	D	E	F	G
PA100	275	385	85	162	110	140	120
PA120		395	95	182	120	130	150
PA100	500	610	85	162	110	365	120
PA120		620	95	182	120	355	150



SUPRA
TECHNOLOGIES



PUNCHING UNITS WITH REDUCED SWAN NECK

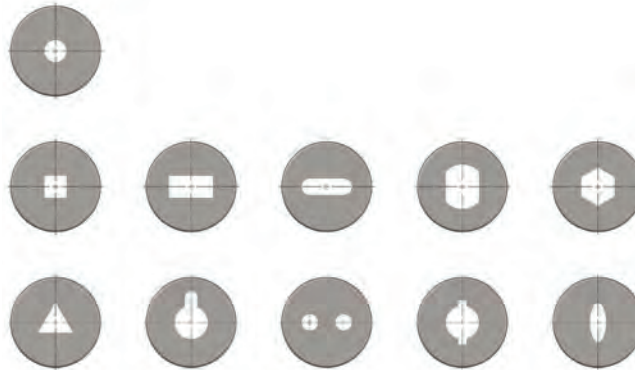


PUNCHING ALL MATERIALS
MAXIMUM THICKNESS 4MM - DIAMETER AND SHAPES INSCRIBED IN Ø20 MAXIMUM
CLOSE TOOL HEIGHT 133 TO 130MM

Standard punching
 SPR8 : Ø3 to 8mm
 SPR14 : Ø8 to 14mm
 SPR20 : Ø14 to 20mm

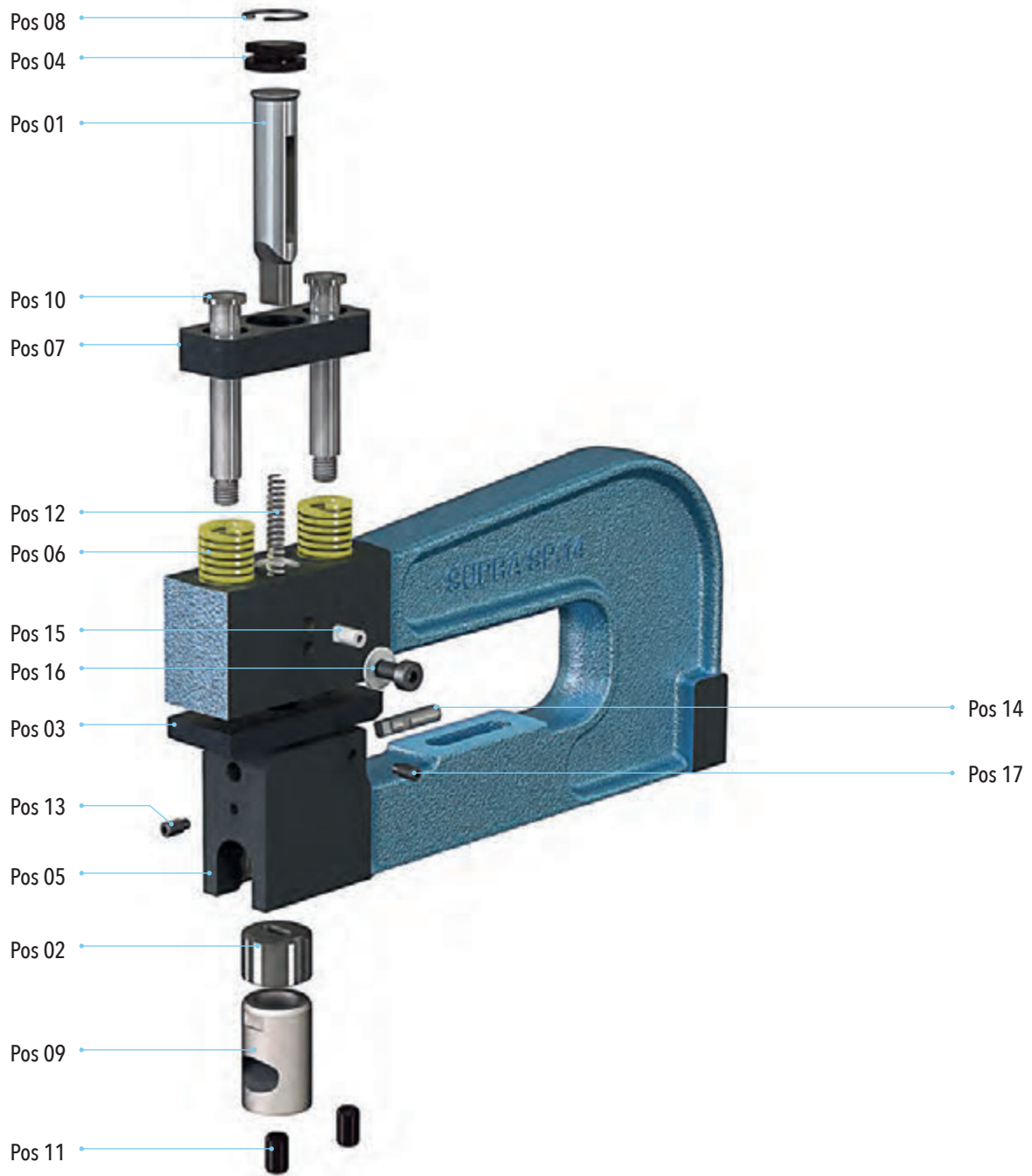
½ Standard punching
 SPR14 : Ø8 to 14mm
 SPR20 : Ø14 to 20mm
 Shapes have to inscribe in the Ø max of matching unit

Special punching
 SPR14 : Ø8 to 14mm
 SPR20 : Ø14 to 20mm
 Shapes have to inscribe in the Ø max of matching unit



SPR8 – SPR14 – SPR20

SPARE PARTS FOR UNITS SPR8 - SPR14 - SPR20





NOMENCLATURE OF SPARE PARTS FOR UNITS SPR8 - SPR14 - SPR20

SPARE PARTS

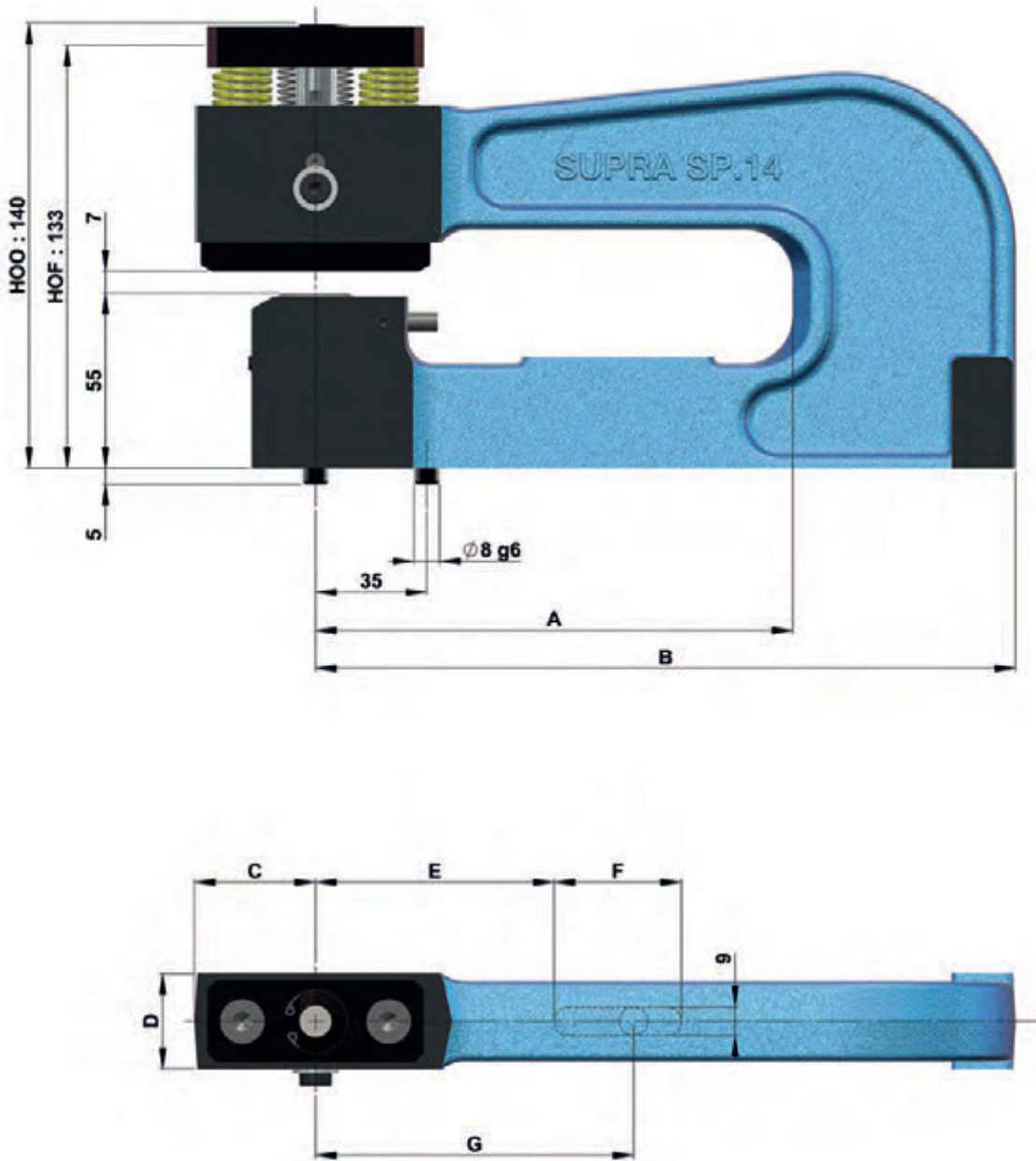
Pos	Designation	SPR 8		SPR 14		SPR 20	
		Qt	Item code	Qt	Item code	Qt	Item code
01	Standard punch	1	220-03-01101000	1	220-04-01201000	1	220-05-01301000
01	½ standard punch	-	-	1	220-13-04802000	1	220-14-04902000
02	Standard die	1	220-32-08105000	1	220-33-08205000	1	220-34-08305000
02	½ standard die	-	-	1	220-33-08206000	1	220-34-08306000
03	Standard stripper	1	220-12-04710000	1	220-13-04810000	1	220-14-04910000
03	½ standard stripper	-	-	1	220-13-04811000	1	220-14-04911000
03	Close-fit stripper	1	220-12-04712000	1	220-13-04812000	1	220-14-04912000
04	Punch cap	1	220-12-04120000	1	220-03-01120000	1	220-04-01220000
05	Steel body swan neck 150	1	220-12-04715000	1	220-13-04815000	1	220-14-04915000
06	Spring	2	520-190-J16X64	2	520-190-J20X64	2	520-190-J25X64
07	Punch holder	1	220-12-04722000	1	220-13-04822000	1	220-14-04922000
08	Circlips	1	520-127000-16	1	520-127000-20	1	520-127000-30
09	Die holder	1	220-12-04131000	1	220-13-04231000	1	220-14-04331000
10	Tie rod	2	220-12-01095000	2	220-13-01096000	2	220-14-01097000
11	Locating pin	1	220-00-01060500	2	220-00-01060500	2	220-00-01060500
12	Return spring	2	520-190-00803500	2	520-190-00803500	2	520-190-00803500
13	Screw	1	520-1132-5X10	2	520-1132-5X10	1	520-1132-5X10
14	Die centering	-	-	1	220-00-01001500	1	220-00-01001500
15	Centering	-	-	1	220-00-01002000	1	220-00-01002500
16	Screw	-	-	1	520-1111-6X10	1	520-1111-6X10
17	Screw	-	-	-	-	1	520-1132-5X16

SETS

Complete unit without punch / die	220-12-04720200	220-13-04820200	220-14-04920200
Set punch / die standard	220-12-04700600	220-13-04800600	220-14-04900600
Set punch / die ½ standard	-	220-13-04800700	220-14-04900700
Set punch / die ½ standard / close-fit stripper	-	220-13-04800900	220-14-04900900
Set punch / die standard / close-fit stripper	220-12-04701900	220-13-04801900	220-14-04901900



UNITS SIZES SPR8 - SPR14 - SPR20




UNITS	A	B	C	D	E	F	G
SPR8			35	20	-	-	100
SPR14	150	220	38	30	75	40	-
SPR20			45	40	75	40	-



SUPRA
TECHNOLOGIES



PUNCHING UNITS WITHOUT SWAN NECK




PAL 8 - PAL 14 - PAL 20

**PUNCHING ALL MATERIALS
MAXIMUM THICKNESS 4MM - DIAMETER AND SHAPES INSCRIBED IN Ø20 MAXIMUM
CLOSE TOOL HEIGHT 133 TO 130MM**


Standard punching
PAL8 : Ø3 to 8mm
PAL14 : Ø8 to 14mm
PAL20 : Ø14 to 20mm

½ Standard punching
PAL14 : Ø8 to 14mm
PAL20 : Ø14 to 20mm
Shapes have to inscribe in the Ø max of matching unit

Punching special
PAL14 : Ø8 to 14mm
PAL20 : Ø14 to 20mm
Shapes have to inscribe in the Ø max of matching unit



SPARE PARTS FOR UNITS PAL 8 - PAL 14 - PAL 20





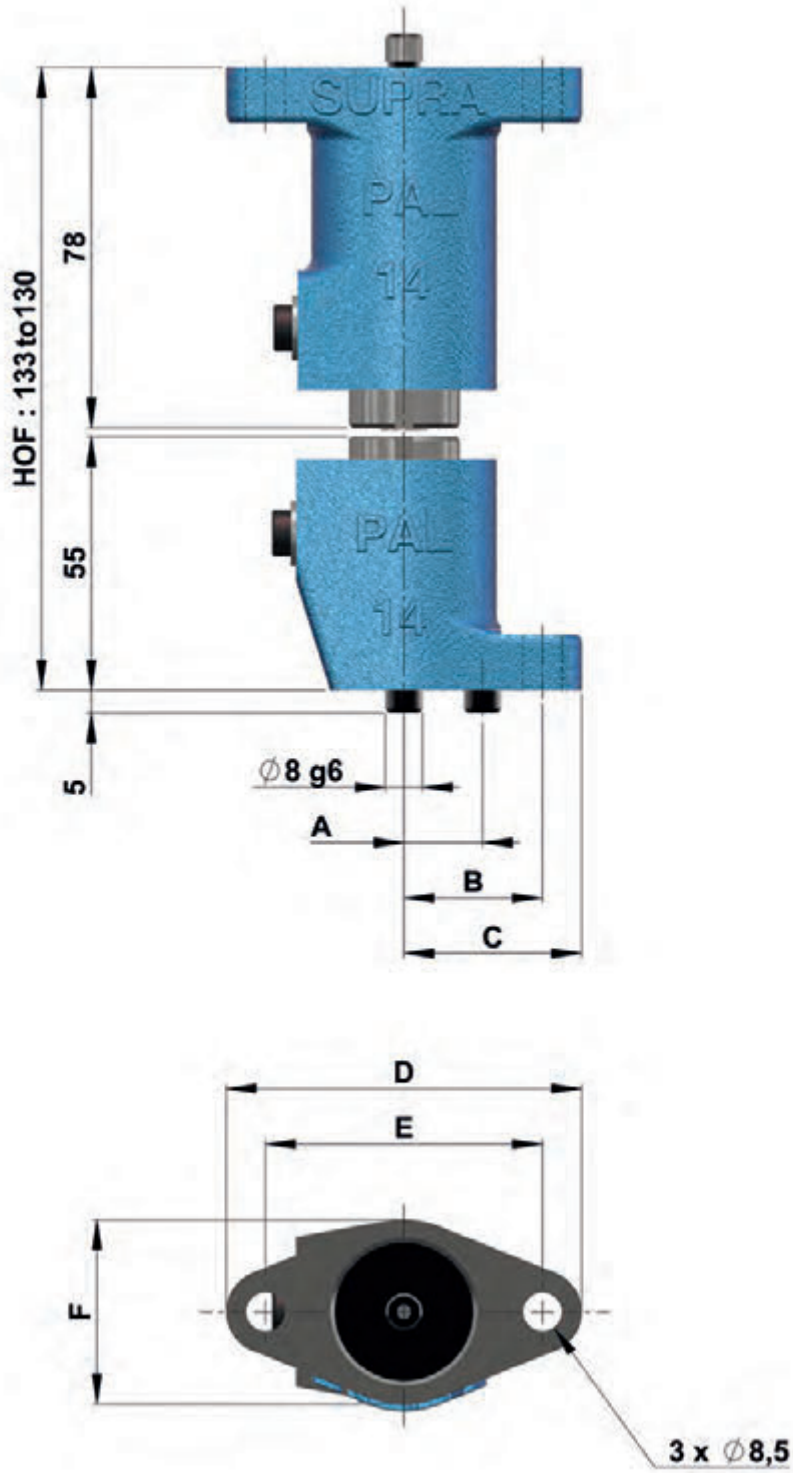
NOMENCLATURE OF SPARE PARTS FOR UNITS PAL 8 - PAL 14 - PAL 20

SPARE PARTS

Pos	Designation	PAL 8		PAL 14		PAL 20	
		Qt	Item code	Qt	Item code	Qt	Item code
01	Standard punch	1	220-03-01101000	1	220-04-01201000	1	220-05-01301000
01	½ standard punch	-	-	1	220-04-01202000	1	220-05-01302000
02	Standard die	1	220-32-08105000	1	220-33-08205000	1	220-34-08305000
02	½ standard die	-	-	1	220-33-08206000	1	220-34-08306000
03	Standard stripper	1	220-32-08110000	1	220-33-08210000	1	220-34-08310000
03	½ standard stripper	-	-	1	220-33-08211000	1	220-34-08311000
04	Punch cap	1	220-32-08120000	1	220-33-08220000	1	220-34-08320000
05	Upper cast iron body	1	220-32-08114000	1	220-33-08214000	1	220-34-08314000
06	Lower cast iron body	1	220-32-08115000	1	220-33-08215000	1	220-34-08315000
07	Spring washer	24	520-1305-18821	16	520-1305-28142125	10	520-1305-402042
08	Punch holder washer	1	220-32-08122000	1	220-33-08222000	1	220-34-08322000
09	Circlips	1	520-127000-20	1	520-127008-30	1	520-127000-42
10	Standard Centering sleeve	1	220-32-08136000	1	220-33-08236000	1	220-34-08336000
10	½ standard centering sleeve	-	-	1	220-33-08237000	1	220-34-08337000
11	Screw	-	-	2	520-1111-6X10	2	520-1111-6X10
12	Locating pin	1	220-00-01060500	2	220-00-01060500	2	220-00-01060500
13	Centering	-	-	2	220-00-01002500	2	220-00-01002500

SETS

Complete unit without punch / die	220-32-08110200	220-33-08210200	220-34-08310200
Complete upper unit without punch	220-32-08120200	220-33-08220200	220-34-08320200
Complete lower unit without die	220-32-08130200	220-33-08230200	220-34-08330200
Set punch / die standard	220-12-04700600	220-13-04800600	220-14-04900600
Set punch / die ½ standard	-	220-33-08200700	220-34-08300700
Set punch / die standard /close-fit stripper	220-32-08101900	220-33-08201900	220-34-08301900
Set punch / die / stripper ½ standard	-	220-33-08200900	220-34-08300900



UNITS	A	B	C	D	E	F
PAL 8	-	22,5	31	62	45	29
PAL 14	17	30	38,5	77	60	40
PAL 20	22	35	43,5	87	70	50



SUPRA
TECHNOLOGIES



PUNCHING UNITS WITHOUT SWAN NECK



PAL35 - PAL50 - PAL65 - PAL80

PUNCHING ALL MATERIALS
MAXIMUM THICKNESS 4MM - DIAMETER AND SHAPES INSCRIBED IN Ø80 MAXIMUM
CLOSE TOOL HEIGHT 133 TO 130MM


Standard punching
 PAL35 : Ø20 to 35mm
 PAL50 : Ø35 to 50mm
 PAL65 : Ø50 to 65mm
 PAL80 : Ø65 to 80mm

½ Standard punching
 PAL35 : Ø20 to 35mm
 PAL50 : Ø35 to 50mm
 PAL65 : Ø50 to 65mm
 PAL80 : Ø65 to 80mm

Shapes have to inscribe in the Ø max of matching unit

Punching special
 PAL35 : Ø20 to 35mm
 PAL50 : Ø35 to 50mm
 PAL65 : Ø50 to 65mm
 PAL80 : Ø65 to 80mm

Shapes have to inscribe in the Ø max of matching unit







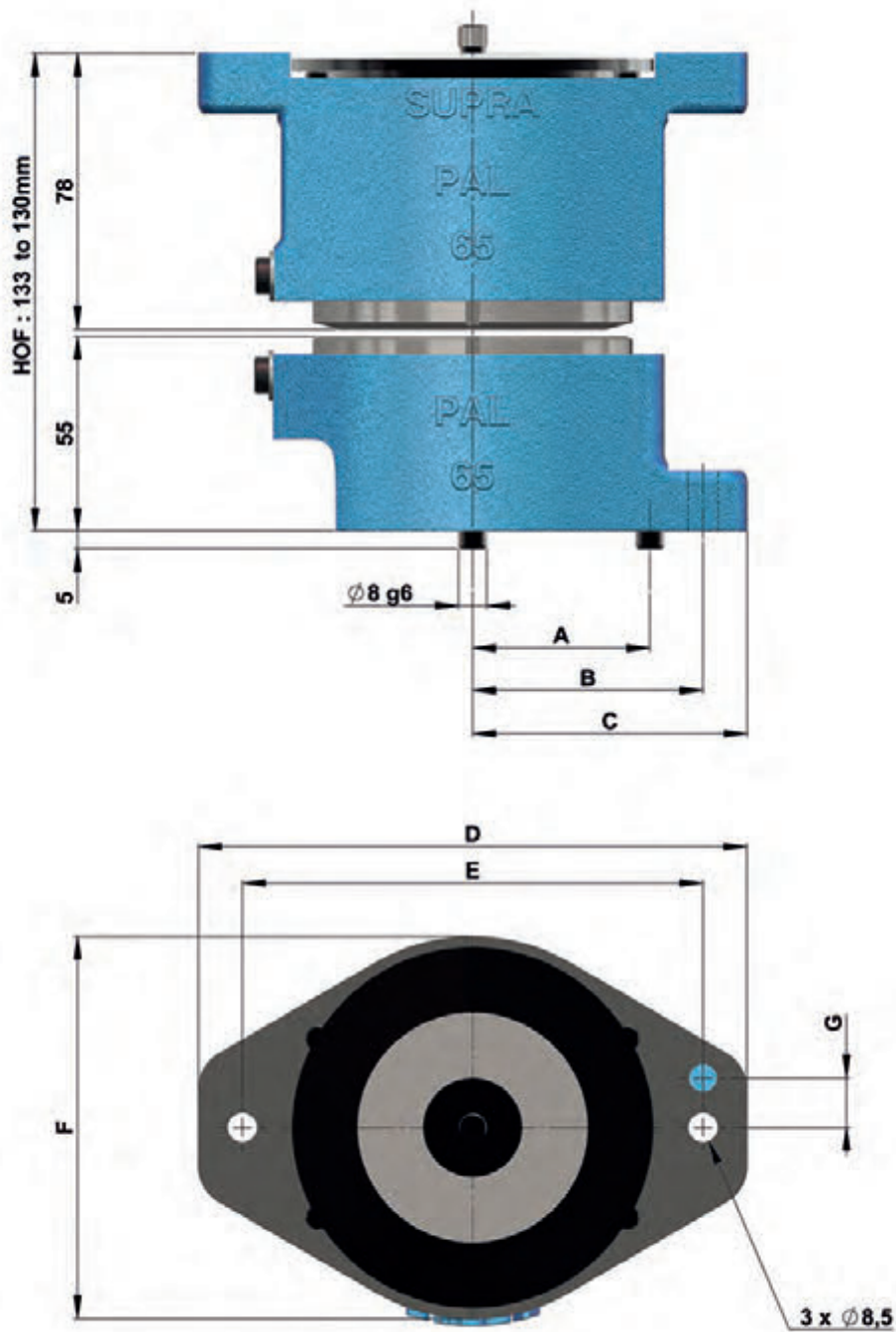
NOMENCLATURE OF SPARE PARTS FOR UNITS PAL35 - PAL50 - PAL65 - PAL80

SPARE PARTS

Pos	Designation	PAL 35		PAL 50		PAL 65		PAL 80	
		Qt	Item code	Qt	Item code	Qt	Item code	Qt	Item code
01	Standard punch	1	220-06-01401000	1	220-07-01501000	1	220-08-01601000	1	220-09-01701000
01	½ standard punch	1	220-06-01402000	1	220-07-01502000	1	220-08-01602000	1	220-09-01702000
02	Standard die	1	220-06-01405000	1	220-07-01505000	1	220-08-01605000	1	220-09-01705000
02	½ standard die	1	220-06-01406000	1	220-07-01506000	1	220-08-01606000	1	220-09-01706000
03	Standard stripper	1	220-06-01410000	1	220-07-01510000	1	220-08-01610000	1	220-09-01710000
03	½ standard stripper	1	220-06-01411000	1	220-07-01511000	1	220-08-01611000	1	220-09-01711000
04	Punch cap	1	220-35-08420000	1	220-36-08520000	1	220-37-08620000	1	220-38-08720000
05	Upper cast iron body	1	220-35-08414000	1	220-36-08514000	1	220-37-08614000	1	220-38-08714000
06	Lower cast iron body	1	220-35-08415000	1	220-36-08515000	1	220-37-08615000	1	220-38-08715000
07	Spring washer	10	520-1305-50254225	7	520-1305-603053	5	520-1305-80413	4	520-1305-100514
08	Centering ring	1	220-35-08450000	1	220-36-08550000	1	220-37-08650000	1	220-38-08750000
09	Circlips	1	520-127008-35	1	520-127000-50	1	520-127000-65	1	520-127000-80
10	Locating pin	1	220-35-01061500	1	220-36-01062000	1	220-37-01062500	1	220-37-01062500
11	Standard Centering sleeve	1	220-35-08436000	1	220-36-08536000	1	220-37-08636000	1	220-38-08736000
11	½ standard centering sleeve	1	220-35-08437000	1	220-36-08537000	1	220-37-08637000	1	220-38-08737000
12	Screw	2	520-1111-6X10	2	520-1111-6X10	2	520-1111-6X10	2	520-1111-6X10
13	Locating pin	2	220-00-01060500	2	220-00-01060500	2	220-00-01060500	2	220-00-01060500
14	Guide spring	2	220-00-01050500	4	220-00-01050500	4	220-00-01050500	4	220-00-01050500
15	Return spring	2	520-190-00803500	4	520-190-00803500	4	520-190-00803500	4	520-190-00803500
16	Screw	1	520-1120-8X25	1	520-1120-10X25	1	520-1120-12X30	1	520-1120-12X30
17	Pin	1	520-1410-3X10	1	520-1410-3X10	1	520-1410-3X10	1	520-1410-3X10
18	Centering	2	220-00-01002500	2	220-00-01002500	2	220-00-01002500	2	220-00-01002500
19	Washer	1	520-1307-8	1	520-1307-10	1	520-1307-12	1	520-1307-12

SETS

Complete unit without punch / die	220-35-08410200	220-36-08510200	220-37-08610200	220-38-08710200
Complete upper unit without punch	220-35-08420200	220-36-08520200	220-37-08620200	220-38-08720200
Complete lower unit without die	220-35-08430200	220-36-08530200	220-37-08630200	220-38-08730200
Movable set without punch / die	220-35-08400200	220-36-08500200	220-37-08600200	220-38-08700200
Set punch / die standard	220-06-01406000	220-07-01500600	220-08-01600600	220-09-01700600
Set punch / die ½ standard	220-06-01400700	220-07-01500700	220-08-01600700	220-09-01700700
Set punch / die standard / close-fit stripper	220-06-01401900	220-07-01501900	220-08-01601900	220-09-01701900
Set punch / die / stripper ½ standard	220-06-01400900	220-07-01500900	220-08-01600900	220-09-01700900




UNITS	A	B	C	D	E	F	G
PAL35	35	50	60	120	100	75	14
PAL50	35	55	65	130	110	86	14
PAL65	50	65	77,5	155	130	108	14
PAL80	50	77,5	90	180	155	130	14



SUPRA
TECHNOLOGIES



HORIZONTAL PUNCHING UNITS




PUNCHING ALL MATERIALS
MAXIMUM THICKNESS 2MM - DIAMETER Ø14 MAXIMUM
CLOSE TOOL HEIGHT 133 TO 130MM

Standard punching
PAH 8 : Ø3 to 8mm
PAH 14 : Ø8 to 14mm

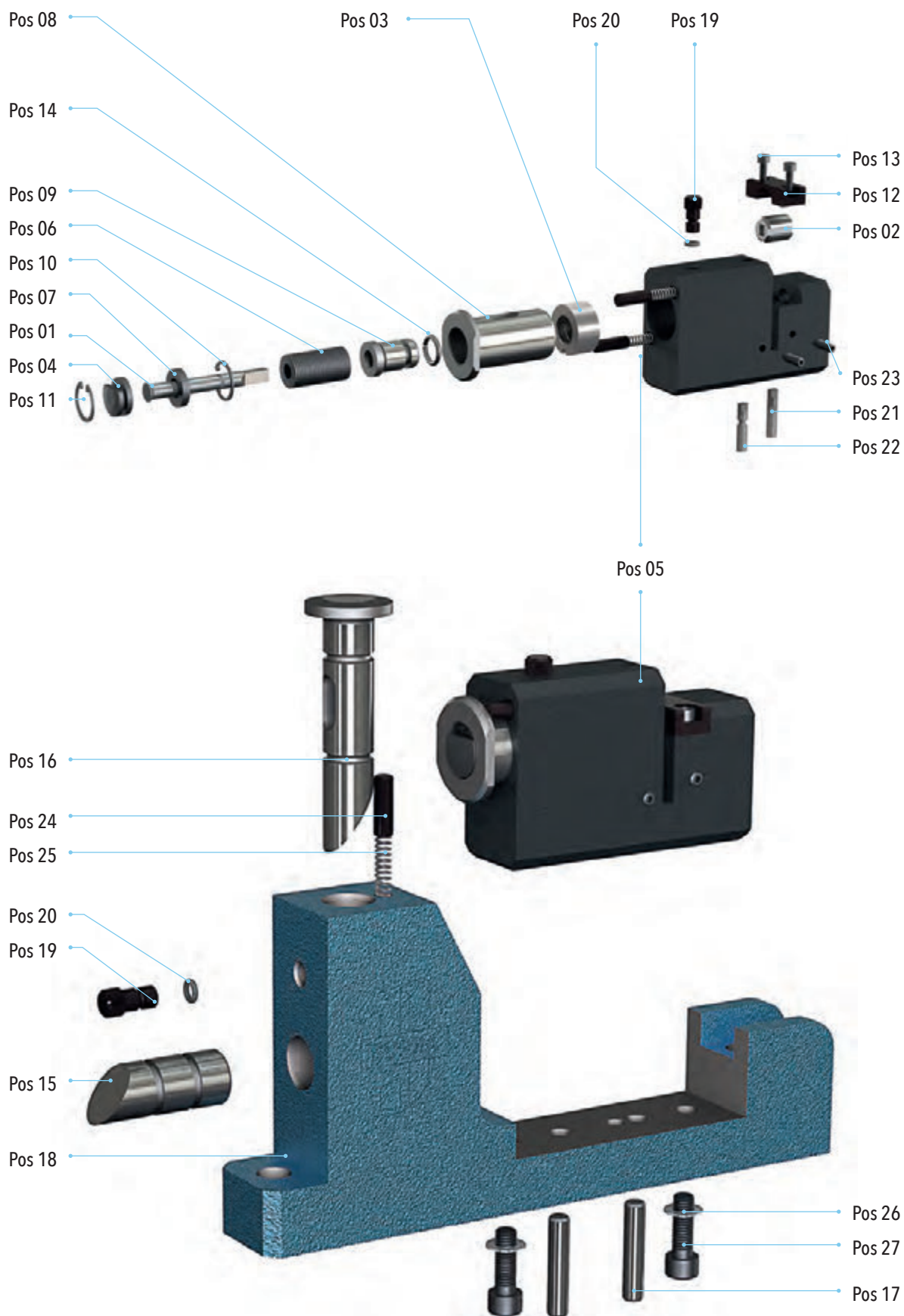
½ Standard punching
PAH 8 : Ø3 to 8mm
PAH 14 : Ø8 to 14mm
Shapes have to inscribe in the Ø max of matching unit

Special punching
PAH 8 : Ø3 to 8mm
PAH 14 : Ø8 to 14mm
Shapes have to inscribe in the Ø max of matching unit



PAH 8 & PAH 14

SPARE PARTS FOR UNITS PAH 8 & PAH 14




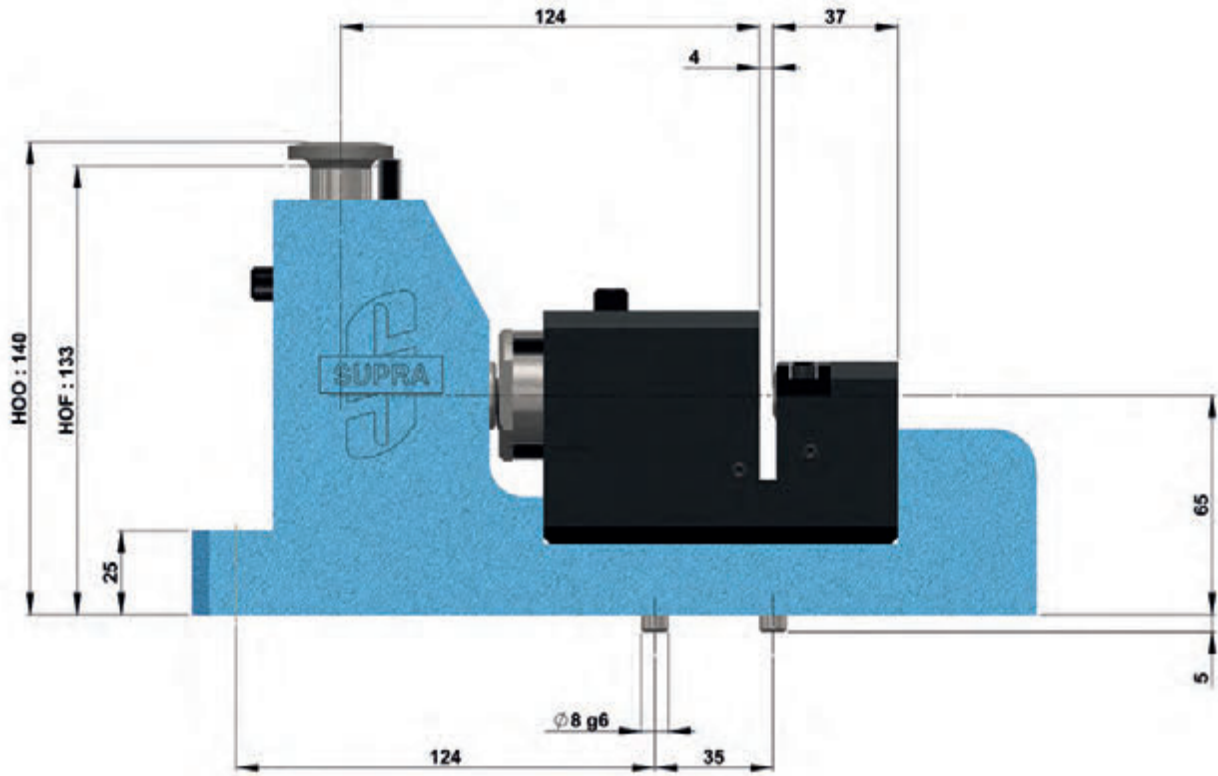


NOMENCLATURE OF SPARE PARTS FOR UNITS PAH 8 & PAH 14

SPARE PARTS					
Pos	Designation	PAH 8		PAH 14	
		Qt	Item code	Qt	Item code
01	Standard punch	1	220-03-011101000	1	220-04-01201000
01	½ Standard punch	1	220-03-011102000	1	220-04-01202000
02	Standard die	1	220-32-08105000	1	220-33-08205000
02	½ standard die	1	220-41-09106000	1	220-33-08206000
03	Standard stripper	1	220-03-011110000	1	220-04-01210000
03	½ standard stripper	1	220-03-011111000	1	220-04-01211000
04	Punch cap	1	220-03-01120000	1	220-04-01220000
05	Tool holder	1	220-41-09114000	1	220-42-09214000
06	Spring washer	24	520-1305-18821	16	520-1305-28142125
07	Punch holder washer	1	220-03-01122000	1	220-04-01222000
08	Outer sleeve	1	220-03-01123000	1	220-04-01223000
09	Inner sleeve	1	220-03-01124000	1	220-04-01224000
10	Circlips	1	520-127000-20	1	520-127000-30
11	Circlips	1	520-127008-20	1	520-127008-30
12	Die clamp	1	220-41-09127000	1	220-42-09227000
13	Screw	2	520-1110-4X12	2	520-1110-5X20
14	Retainer ring	1	520-21-01080000	1	520-21-01081000
15	Cam	1	220-41-09140000	1	220-41-09140000
16	Hammer	1	220-41-09141000	1	220-41-09141000
17	Pin	2	520-1410-8X40	2	520-1410-8X40
18	Cam holder	1	220-41-09115000	1	220-41-09115000
19	Stop	2	220-00-01028500	2	220-00-01028500
20	Retainer ring	2	520-21-01077000	2	520-21-01077000
21	Stripper centering	1	220-00-01001000	1	220-00-01001000
22	Die centering	1	220-00-01001500	1	220-00-01001500
23	Screw	2	520-1132-5X16	2	520-1132-5X16
24	Guide spring	3	220-00-01050500	3	220-00-01050500
25	Return spring	3	520-190-00803500	3	520-190-00803500
26	Serrated lock washer	2	520-1306-8	2	520-1306-8
27	Screw	2	220-00-00108025	2	220-00-00108025
SETS					
Complete unit without punch / die		220-41-09110200		220-42-09210200	
Set punch / die standard		220-12-04700600		220-13-04800600	
Set punch / die ½ standard		220-41-09100700		220-33-08200700	
Set punch / die / stripper ½ standard		220-41-09100900		220-42-09200900	



UNITS SIZES PAH 8 & PAH 14






SUPRA
TECHNOLOGIES



NOTCHING UNITS



NOTCHING ALL MATERIALS
MAXIMUM THICKNESS 4MM - CLOSE TOOL HEIGHT 133 TO 130MM

G60 X 30 - G80 X 40
G100 X 50 - G120 X 60



Standard notching

Unit G 60 x 30mm Unit G 100 x 50mm
Unit G 80 x 50mm Unit G 120 x 60mm

Shapes have to inscribe in max dimensions of matching unit



1/2 Standard notching

Unit G 60 x 30mm Unit G 100 x 50mm
Unit G 80 x 50mm Unit G 120 x 60mm

Shapes have to inscribe in max dimensions of matching unit

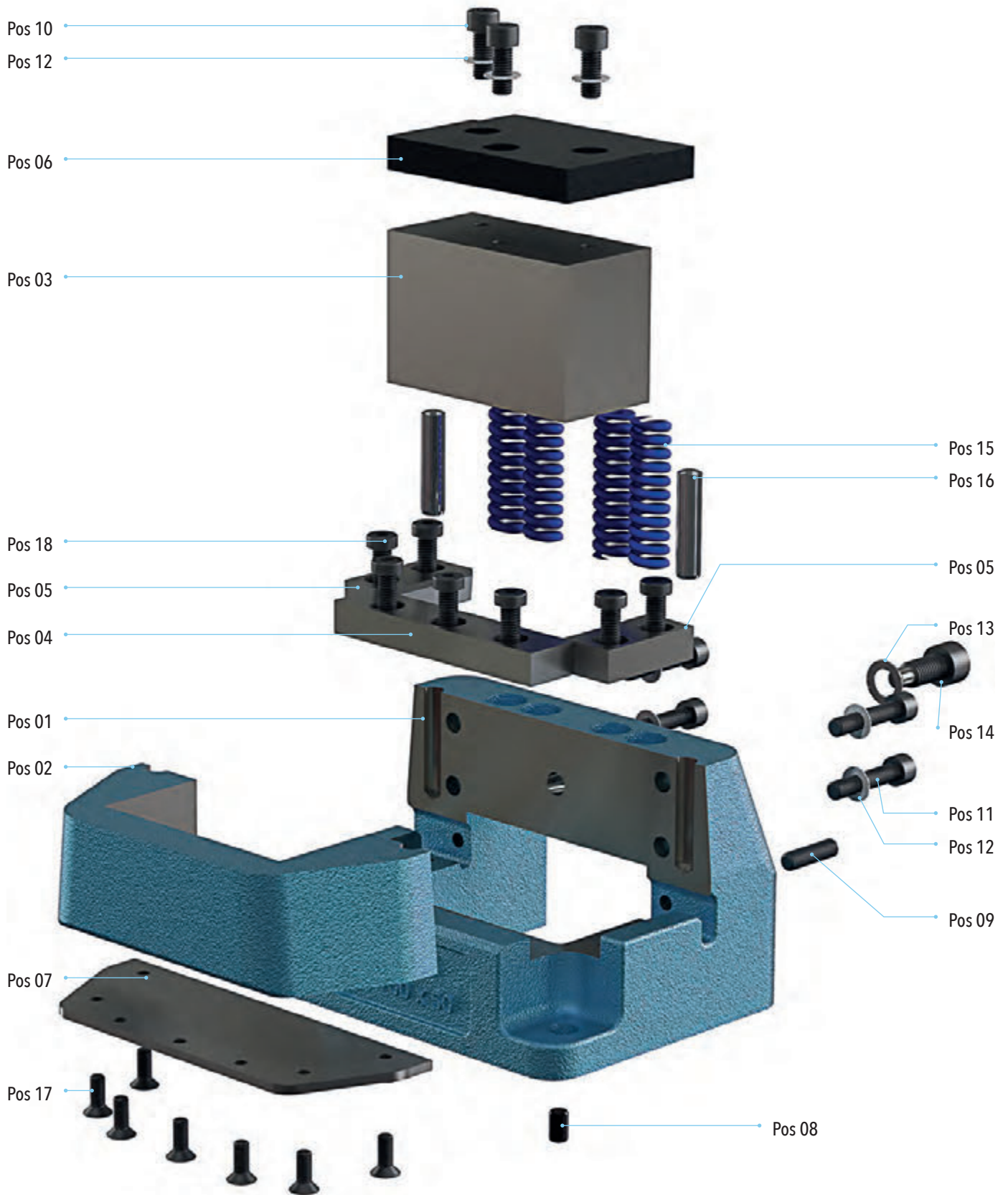


Special notching on request

Unit G 60 x 30mm Unit G 100 x 50mm
Unit G 80 x 50mm Unit G 120 x 60mm

Shapes have to inscribe in max dimensions of matching unit

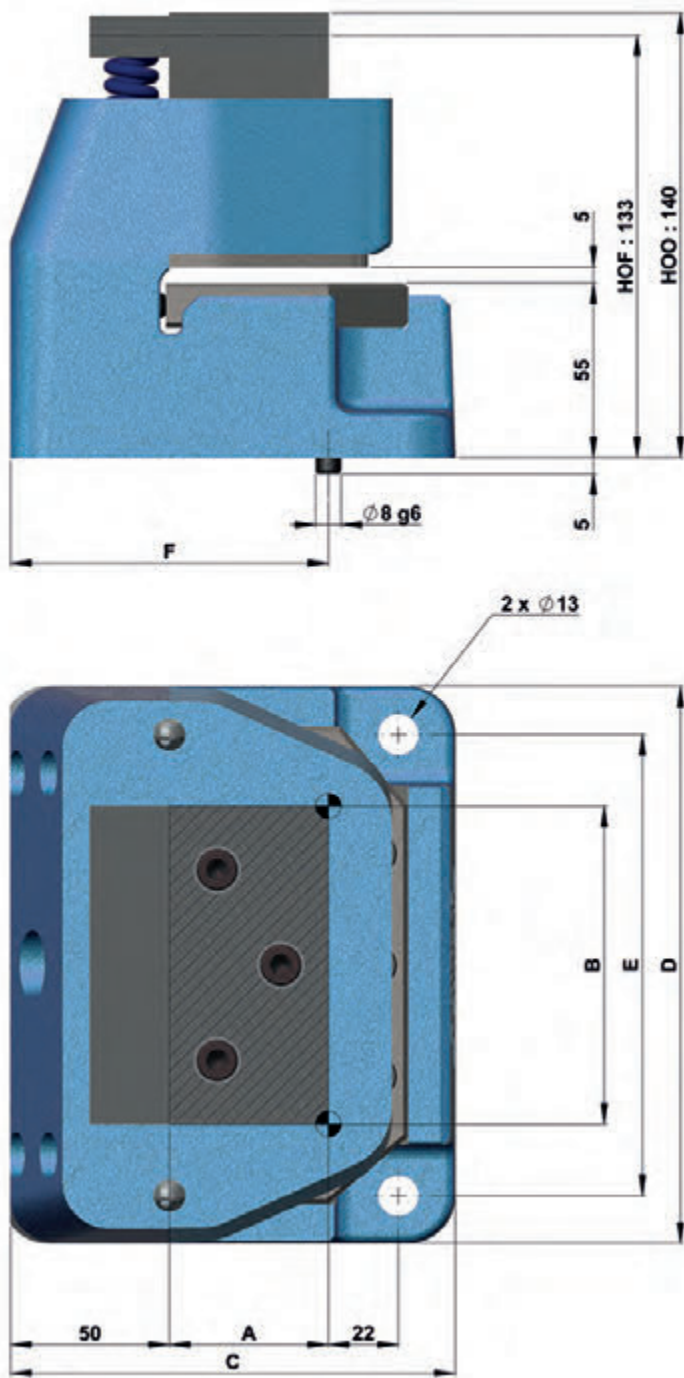
SPARE PARTS FOR UNITS G





NOMENCLATURE OF SPARE PARTS FOR UNITS G

SPARE PARTS									
Pos	Designation	G60 X 30		G80 X 40		G100 X 50		G120 X 60	
		Qt	Item code	Qt	Item code	Qt	Item code	Qt	Item code
01	Cast-iron base	1	220-15-30117000	1	220-16-30217000	1	220-17-30317000	1	220-18-30417000
02	Punch holder standard	1	220-15-30116000	1	220-16-30216000	1	220-17-30316000	1	220-18-30416000
03	Standard punch	1	220-15-30101000	1	220-16-30201000	1	220-17-30301000	1	220-18-30401000
04	Standard 15/10 front blade die	1	220-15-30105000	1	220-16-30205000	1	220-17-30305000	1	220-18-30405000
05	Standard 15/10 right or left blade die	2	220-15-30107000	2	220-16-30207000	2	220-17-30307000	2	220-18-30407000
06	Punch cap	1	220-15-30120000	1	220-16-30220000	1	220-17-30320000	1	220-18-30420000
07	Extraction plate	1	220-15-30144000	1	220-16-30244000	1	220-17-30344000	1	220-18-30444000
08	Locating pin	2	220-00-01060500	2	220-00-01060500	2	220-00-01060500	2	220-00-01060500
09	Screw	2	520-1132-8X30	2	520-1132-8X30	2	520-1132-8X30	2	520-1132-8X30
10	Screw	2	520-1110-8X20	2	520-1110-8X20	3	520-1110-8X20	3	520-1110-8X20
11	Screw	4	520-1110-8X40	4	520-1110-8X40	4	520-1110-8X40	4	520-1110-8X40
12	Washer	6	520-1306-8	6	520-1306-8	7	520-1306-8	7	520-1306-8
13	Washer	1	520-1306-12	1	520-1306-12	1	520-1306-12	1	520-1306-12
14	Screw	1	220-00-00455500	1	220-00-00455500	1	220-00-00455500	1	220-00-00455500
15	Stripping spring	2	520-190-00804500	2	520-190-00804500	4	520-190-00804500	4	520-190-00804500
16	Pin	2	520-1410-10X45	2	520-1410-10X45	2	520-1410-10X45	2	520-1410-10X45
17	Screw	4	520-1120-5X16	5	520-1120-5X16	7	520-1120-5X16	7	520-1120-5X16
18	Screw	4	520-1111-8X20	4	520-1111-8X20	7	520-1111-8X20	7	520-1111-8X20
SETS									
Complete standard 15/10 unit		220-15-30111100		220-16-30211100		220-17-30311100		220-18-30410100	
Complete ½ standard unit		220-15-30111400		220-16-30211400		220-17-30311400		220-18-30411400	
Complete unit without punch / die		220-15-30110200		220-16-30210200		220-17-30310200		220-18-30410200	
Set punch / die standard 15/10		220-15-30102600		220-16-30202600		220-17-30302600		220-18-30402600	
Set punch / die ½ standard		220-15-30100700		220-16-30200700		220-17-30300700		220-18-30400700	




UNITS	A	B	C	D	E	F
G 60 x 30	30	60	120	135	105	80
G 80 x 40	40	80	130	155	125	90
G 100 x 50	50	100	140	175	145	100
G 120 x 60	60	120	150	195	165	110



SUPRA
TECHNOLOGIES

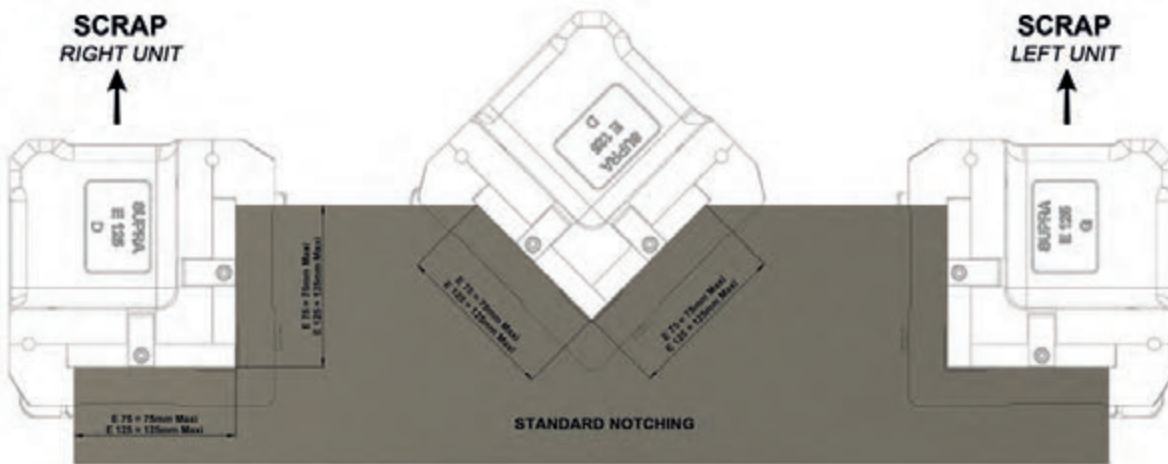


CORNER NOTCHING UNITS

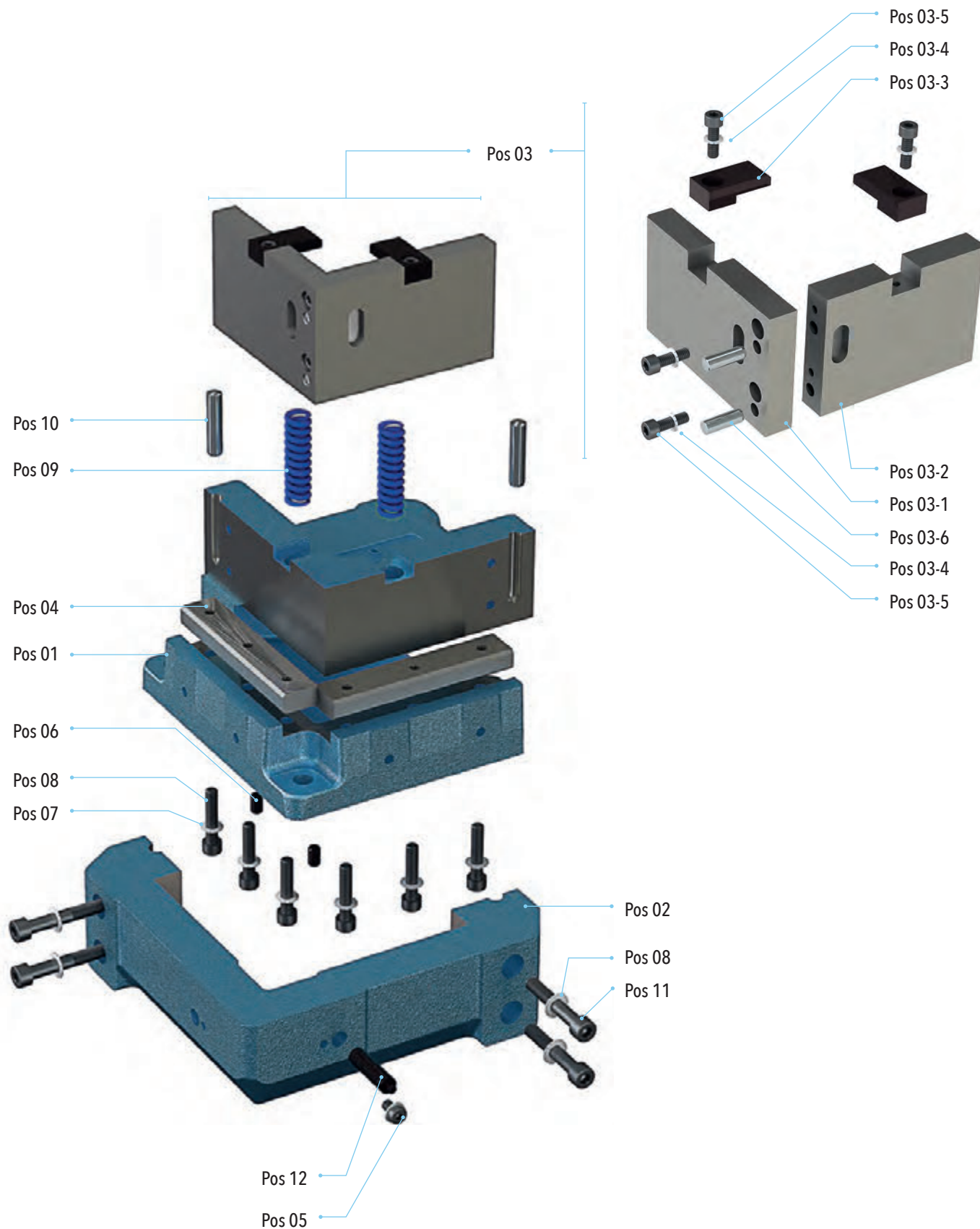


View with guiding square

**90° NOTCHING ALL MATERIALS
MAXIMUM THICKNESS 4MM - CLOSE TOOL HEIGHT 133 TO 130MM**



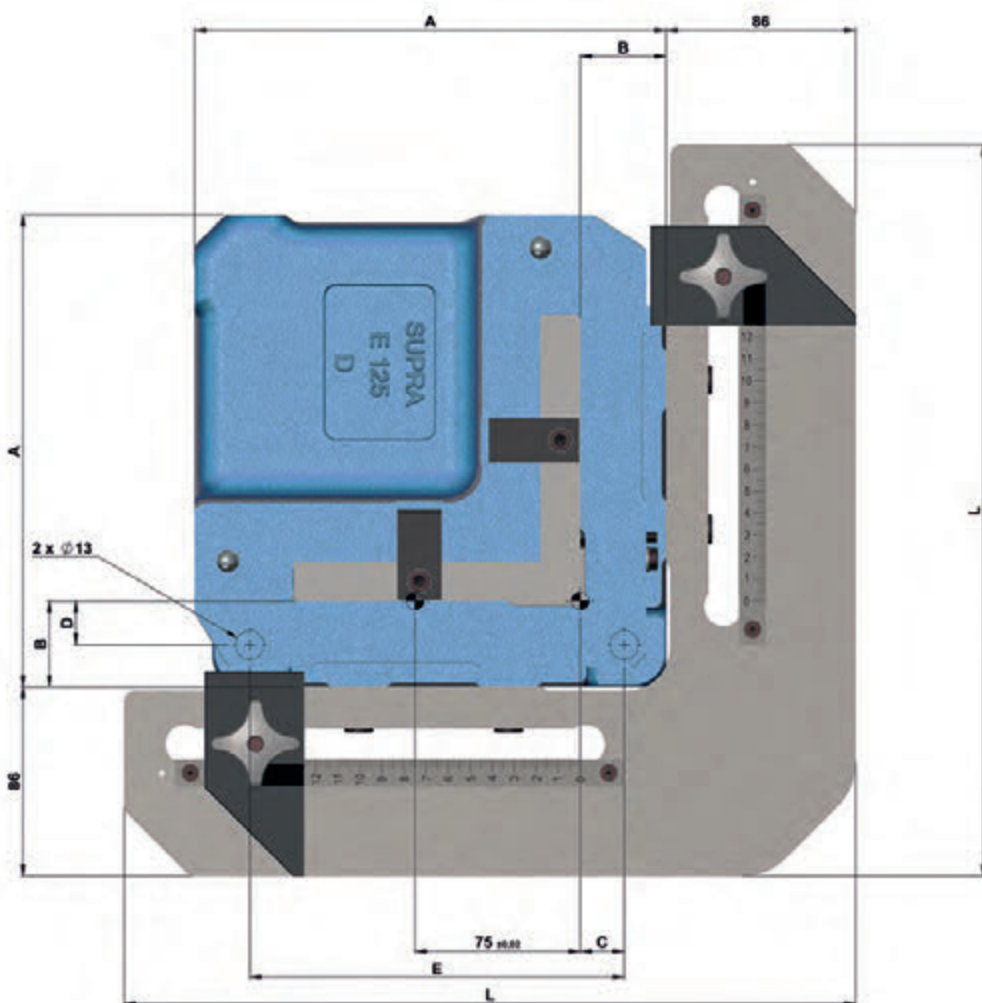

E75 - E125





NOMENCLATURE OF SPARE PARTS FOR UNITS E 75 & E 125


SPARE PARTS					
Pos	Designation	E 75		E 125	
		Qt	Item code	Qt	Item code
01	Left cast iron body	1	220-19-31114000	1	220-20-31214000
01	Right cast iron body	1	220-19-31115000	1	220-20-31215000
02	Punch guide	1	220-19-31116000	1	220-20-31216000
03	Complete punch includes:	1	220-19-31101000	1	220-20-31201000
03-1	Punch blade	1	220-19-31142000	1	220-20-31242000
03-2	Punch blade	1	220-19-31143000	1	220-20-31243000
03-3	Lifting bar	2	220-19-31145000	2	220-19-31145000
03-4	Washer	4	520-1306-6	4	520-1306-6
03-5	Screw	4	520-1110-6X20	4	520-1110-6X20
03-6	Pin	2	520-1410-8X30	2	520-1410-8X30
04	Blade die	2	220-19-31105000	2	220-20-31205000
05	Screw	1	520-1111-6X10	1	520-1111-6X10
06	Locating pin	2	220-00-01060500	2	220-00-01060500
07	Screw	4	520-1110-8X40	6	520-1110-8X40
08	Washer	8	520-1306-8	10	520-1306-8
09	Stripping spring	2	520-190-00804500	2	520-190-00804500
10	Pin	2	520-1410-10X45	2	520-1410-10X45
11	Screw	4	520-1110-8X50	4	520-1110-8X50
12	Stop	1	220-00-01026000	1	220-00-01026000
SETS					
	Complete left unit without bracket		220-19-31130100		220-20-31230100
	Complete right unit without bracket		220-19-31110100		220-20-31210100
	Complete square guide with slider		220-19-31100500		220-20-31200500
	Set of die blades		220-19-31100600		220-20-31200600




UNITS	NOTCHING SIZES	A	B	C	D	E	L
E75	75 x 75	164	39	20	20	120	269
E125	125 x 125	214	39	20	20	170	332



SUPRA
TECHNOLOGIES

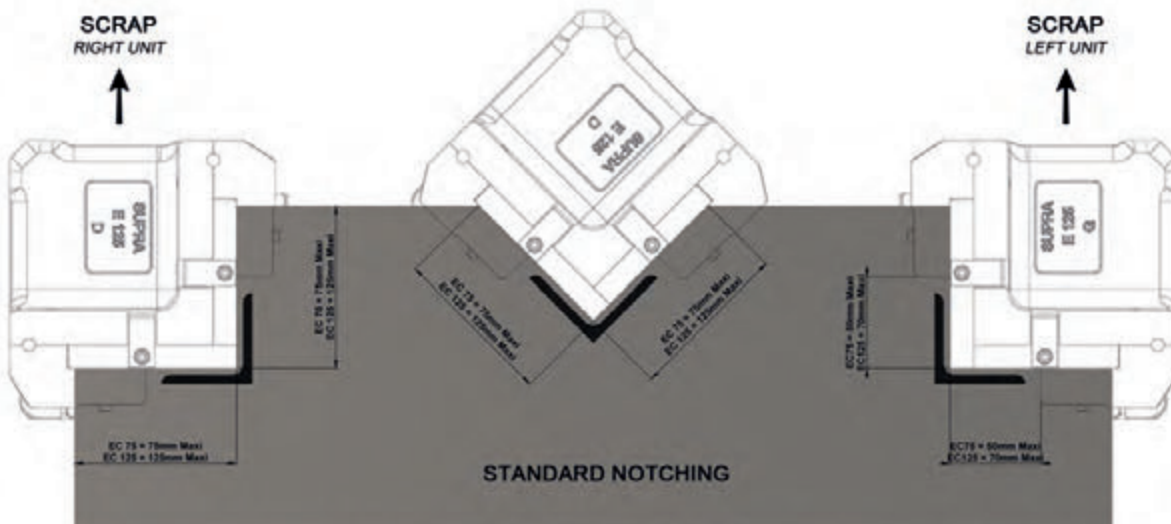


CORNER NOTCHING UNITS




View with guiding square

**90 ° ANGLE IRON NOTCHING ALL MATERIALS
MAXIMUM THICKNESS 4MM - CLOSE TOOL HEIGHT 133 TO 130MM**



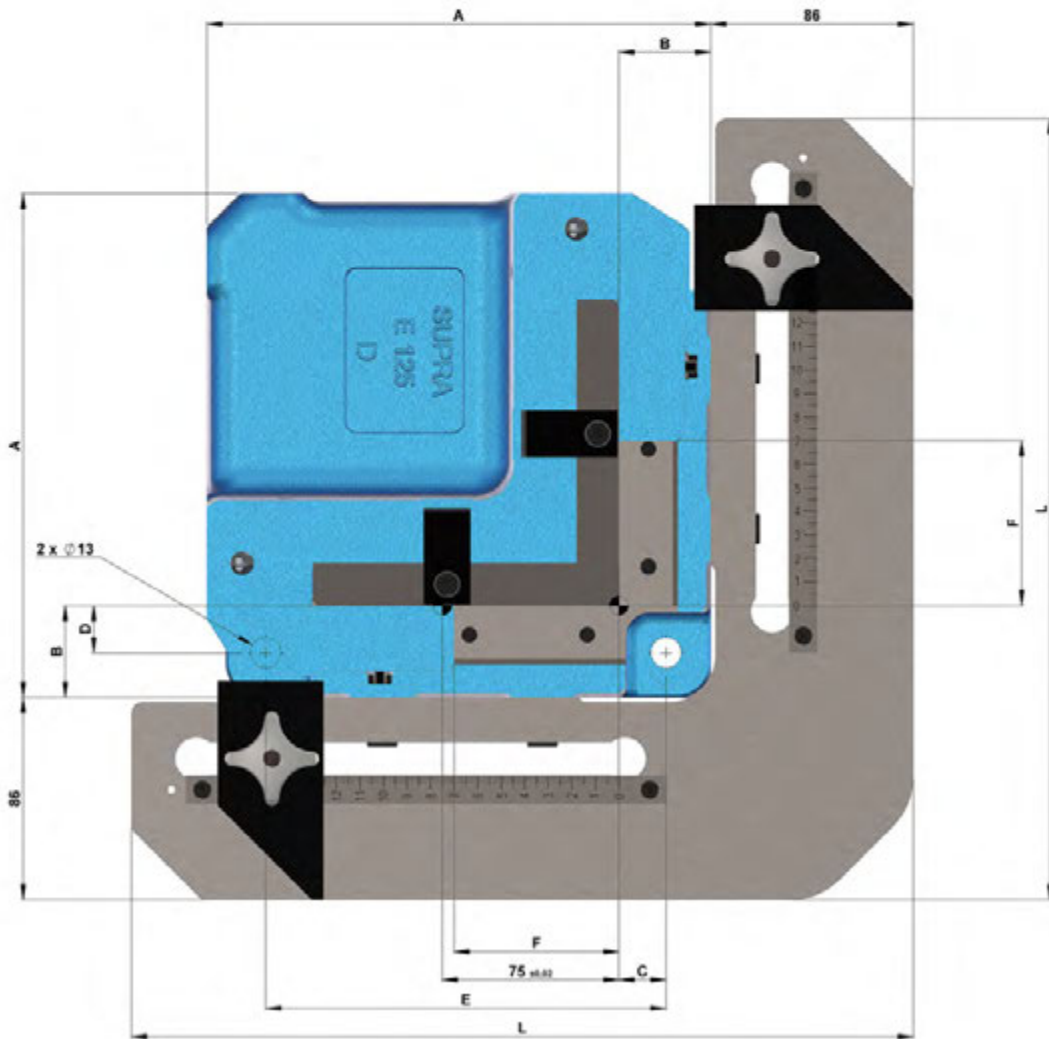
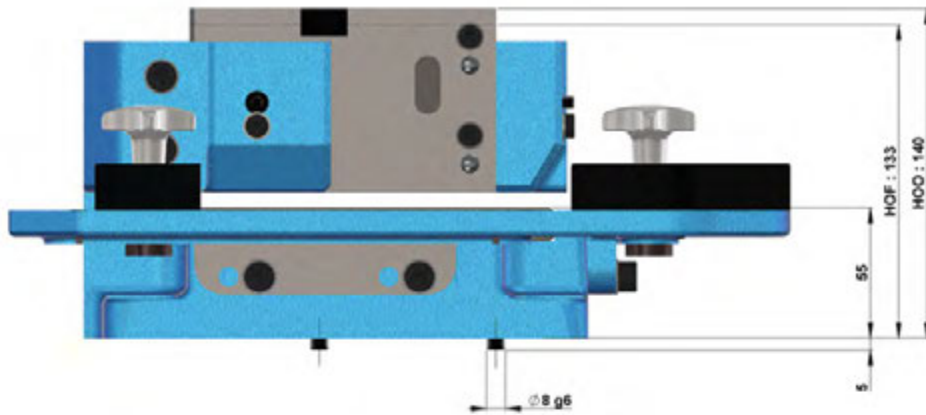
EC75 - EC125





NOMENCLATURE OF SPARE PARTS FOR UNITS EC 75 & EC 125

SPARE PARTS					
Pos	Designation	EC 75		EC 125	
		Qt	Item code	Qt	Item code
01	Left cast iron body	1	220-19-31114000	1	220-20-31214000
01	Right cast iron body	1	220-19-31115000	1	220-20-31215000
02	Punch guide	1	220-23-31116000	1	220-24-32216000
03	Complete punch includes:	1	220-23-32101000	1	220-24-32201000
03-1	Punch blade	1	220-19-31142000	1	220-20-31242000
03-2	Punch blade	1	220-19-31143000	1	220-20-31243000
03-3	Lifting bar	2	220-19-31145000	2	220-19-31145000
03-4	Washer	4	520-1306-6	4	520-1306-6
03-5	Screw	4	520-1110-6X20	4	520-1110-6X20
03-6	Pin	2	520-1410-8X30	2	520-1410-8X30
04	Blade die	2	220-19-31105000	2	220-20-31205000
05	Screw	2	520-1111-6X10	2	520-1111-6X10
06	Locating pin	2	220-00-01060500	2	220-00-01060500
07	Screw	4	520-1110-8X40	6	520-1110-8X40
08	Washer	8	520-1306-8	10	520-1306-8
09	Stripping spring	2	520-190-00804500	2	520-190-00804500
10	Pin	2	520-1410-10X45	2	520-1410-10X45
11	Screw	4	520-1110-8X50	4	520-1110-8X50
12	Stop	2	220-00-01026000	2	220-00-01026000
SETS					
	Complete left unit without bracket		220-23-32130100		220-24-32230100
	Complete right unit without bracket		220-23-32110100		220-24-32210100
	Complete square guide with slider		220-19-31100500		220-20-31200500




UNITS	NOTCHING SIZES	A	B	C	D	E	L
EC 75	75 x 75	164	39	20	20	120	269
EC 125	125 x 125	214	39	20	20	170	332



SUPRA
TECHNOLOGIES





CUTTING UNIT



STRIP CUTTING ALL MATERIALS
MAX THICKNESS 4MM - WIDTH 160MM MAXIMUM
CLOSE TOOL HEIGHT 133 TO 130MM

C160






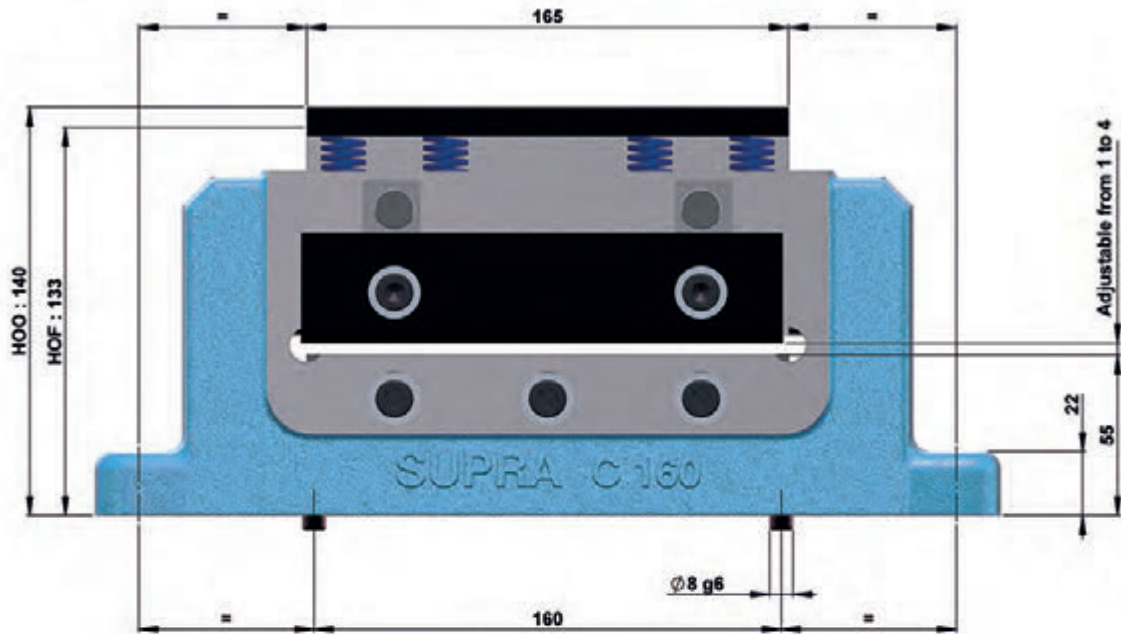
C 160

SPARE PARTS

Pos	Qt	Designation	Item code
01	1	Body cast-iron	220-74-33814000
02	1	Standard die	220-74-33805000
03	1	Standard punch	220-74-33801000
04	1	Punch guide	220-74-33816000
05	1	Punch cap	220-74-33820000
06	1	Retaining plate	220-74-33831000
07	2	Stop	220-74-33824000
08	1	Screw	520-16-08X040
09	2	Screw	520-16-08X016
10	4	Spring	520-190-B16X76
11	2	Screw	520-1110-8X25
12	2	Locating pin	220-00-01061000
13	7	Screw	520-1110-8X35
14	3	Screw	520-1111-8X20
15	5	Washer	520-1300-8U

SETS

		Complete unit with punch / die	220-74-33810100
		Set punch / die	220-74-33800600






SUPRA
TECHNOLOGIES



PUNCHING UNIT WITH SWAN NECK



PUNCHING ALL MATERIALS
MAXIMUM THICKNESS 10MM - DIAMETER AND SHAPES INSCRIBED IN Ø20 MAX.
CLOSE TOOL HEIGHT 200 TO 197MM

Standard punching
 PAE 20 : Ø14 to 20mm



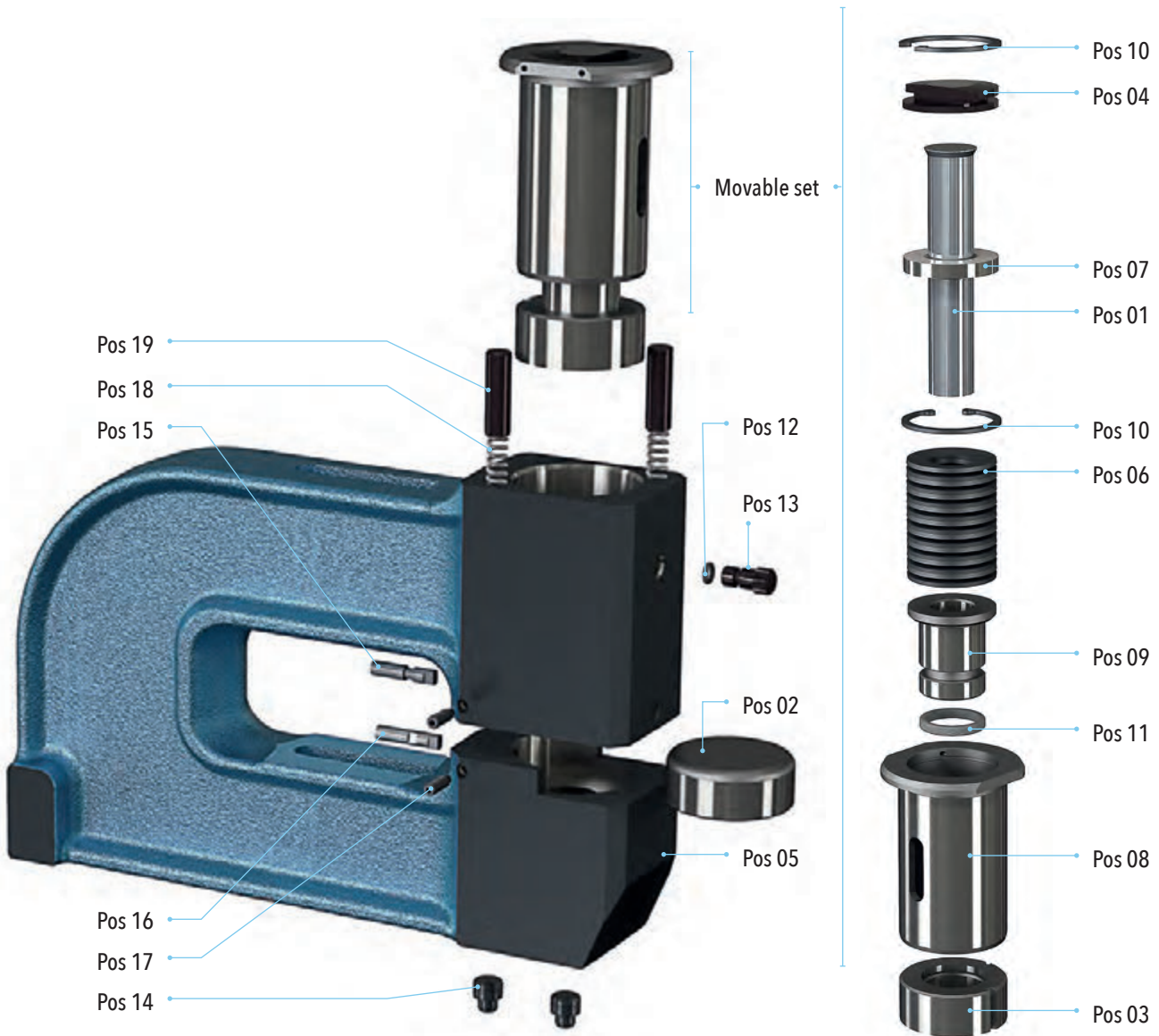
½ Standard punching
 PAE 20 : Ø14 to 20mm
 Shapes have to inscribe in the Ø max of matching unit



Special punching
 PAE 20 : Ø14 to 20mm
 Shapes have to inscribe in the Ø max of matching unit



PAE20

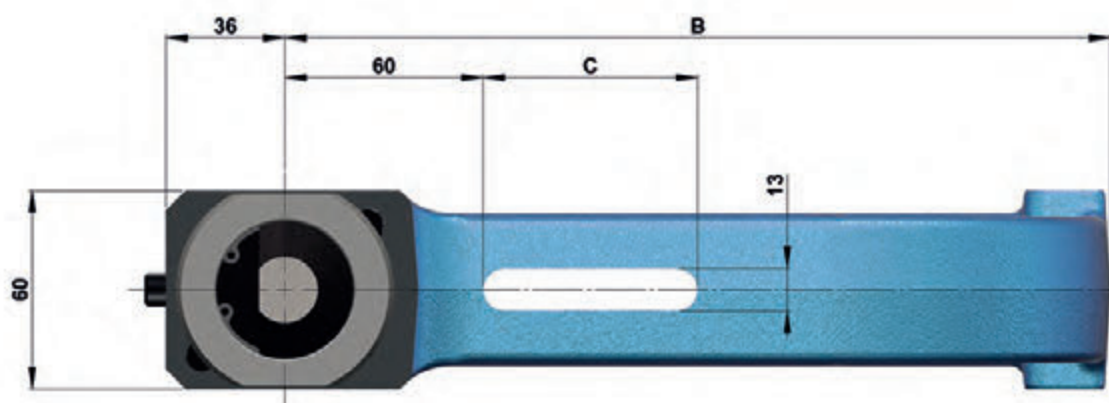
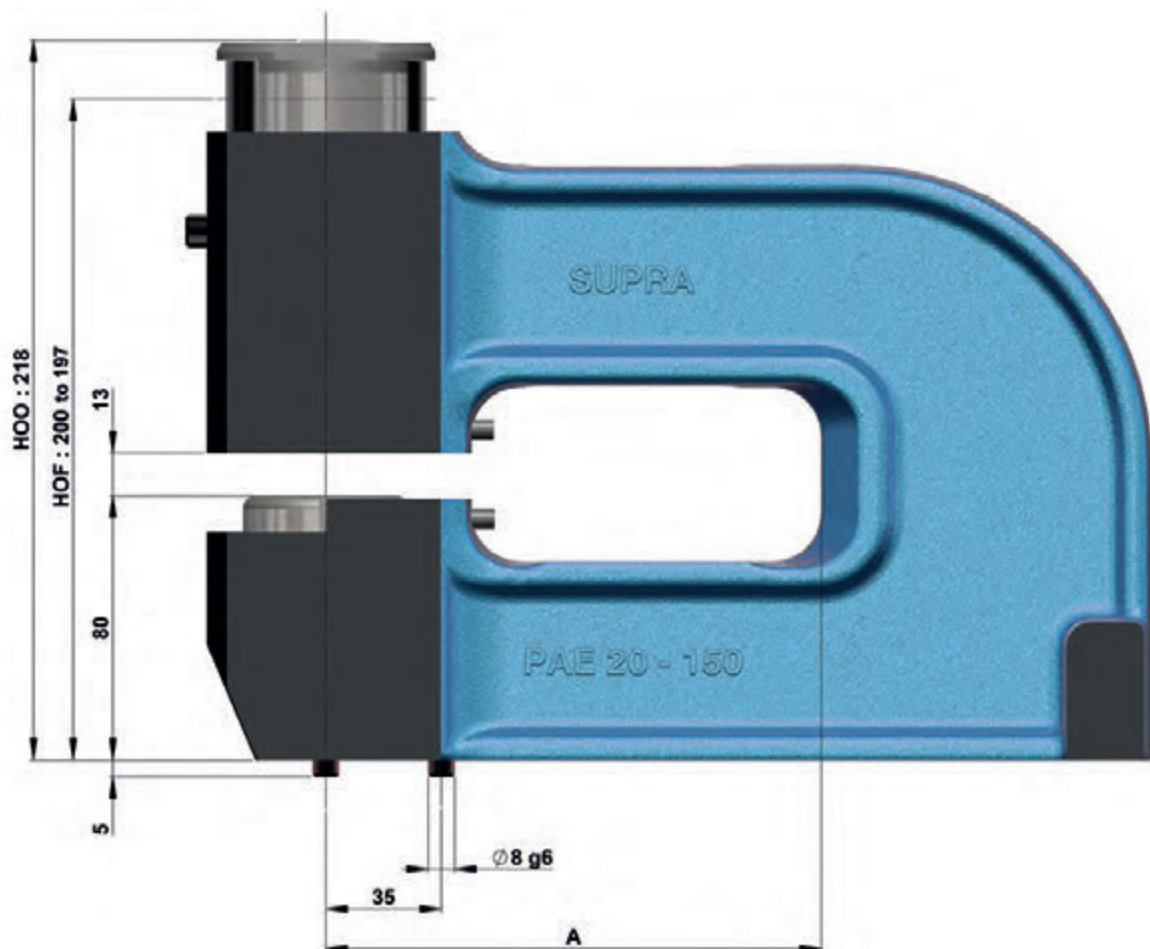


MOVABLE SET
WITH PUNCH DETAIL



PAE 20

SPARE PARTS			
Pos	Qt	Designation	Item code
01	1	Standard punch	220-46-03101000
01	1	½ standard punch	220-46-03102000
02	1	Standard die	220-46-03105000
02	1	½ standard die	220-46-03106000
03	1	Standard stripper	220-46-03110000
03	1	½ standard stripper	220-46-03111000
04	1	Punch cap	220-46-03120000
05	1	Cast-iron body swan neck 150	220-46-03115000
05	1	Cast-iron body swan neck 275	220-46-03116000
05	1	Cast-iron body swan neck 400	220-46-03117000
06	19	Spring washer	520-1305-402042
07	1	Punch holder washer	220-46-03122000
08	1	Outer sleeve	220-46-03123000
09	1	Inner sleeve	220-46-03124000
10	2	Circlips	520-127000-42
11	1	Ring	520-21-01082000
12	1	Ring	520-21-01077000
13	1	Stop	220-00-01028500
14	2	Locating pin	220-00-01061000
15	1	Stripper centering	220-00-01001000
16	1	Die centering	220-00-01001500
17	2	Screw	520-1132-5X16
18	2	Return spring	520-190-00804000
19	2	Guide spring	220-00-01051000
SETS			
		Complete unit without punch / die swan neck swan neck 150	220-46-03120200
		Complete unit without punch / die swan neck swan neck 275	220-46-03130200
		Complete unit without punch / die swan neck swan neck 400	220-46-03140200
		Movable set without punch / die	220-46-03100200
		Set punch / die standard	220-46-03100600
		Set punch / die ½ standard	220-46-03100700
		Set punch / die standard close-fit stripper	220-46-03101900
		Set punch / die ½ standard Stripper	220-46-03100900




UNIT	A	B	C
PAE 20	150	250	65
	275	375	175
	400	500	300



SUPRA
TECHNOLOGIES



PUNCHING UNITS WITH SWAN NECK



PUNCHING ALL MATERIALS
MAXIMUM THICKNESS 10MM - DIAMETER AND SHAPES INSCRIBED IN Ø80 MAX.
CLOSE TOOL HEIGHT 200 TO 197MM

Standard punching

- PAE 35 : Ø20 to 35mm
- PAE 50 : Ø35 to 50mm
- PAE 65 : Ø50 to 65mm
- PAE 80 : Ø65 to 80mm

½ Standard punching


- PAE 35 : Ø20 to 35mm
- PAE 50 : Ø35 to 50mm
- PAE 65 : Ø50 to 65mm
- PAE 80 : Ø65 to 80mm

Shapes have to inscribe in the Ø max of matching unit

Special punching

- PAE 35 : Ø20 to 35mm
- PAE 50 : Ø35 to 50mm
- PAE 65 : Ø50 to 65mm
- PAE 80 : Ø65 to 80mm

Shapes have to inscribe in the Ø max of matching unit



PAE35 - PAE50 - PAE65 - PAE80

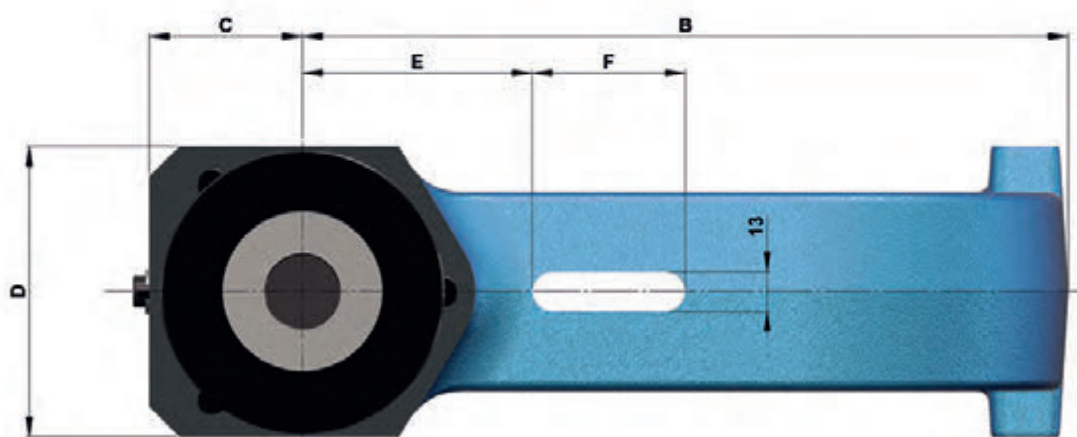
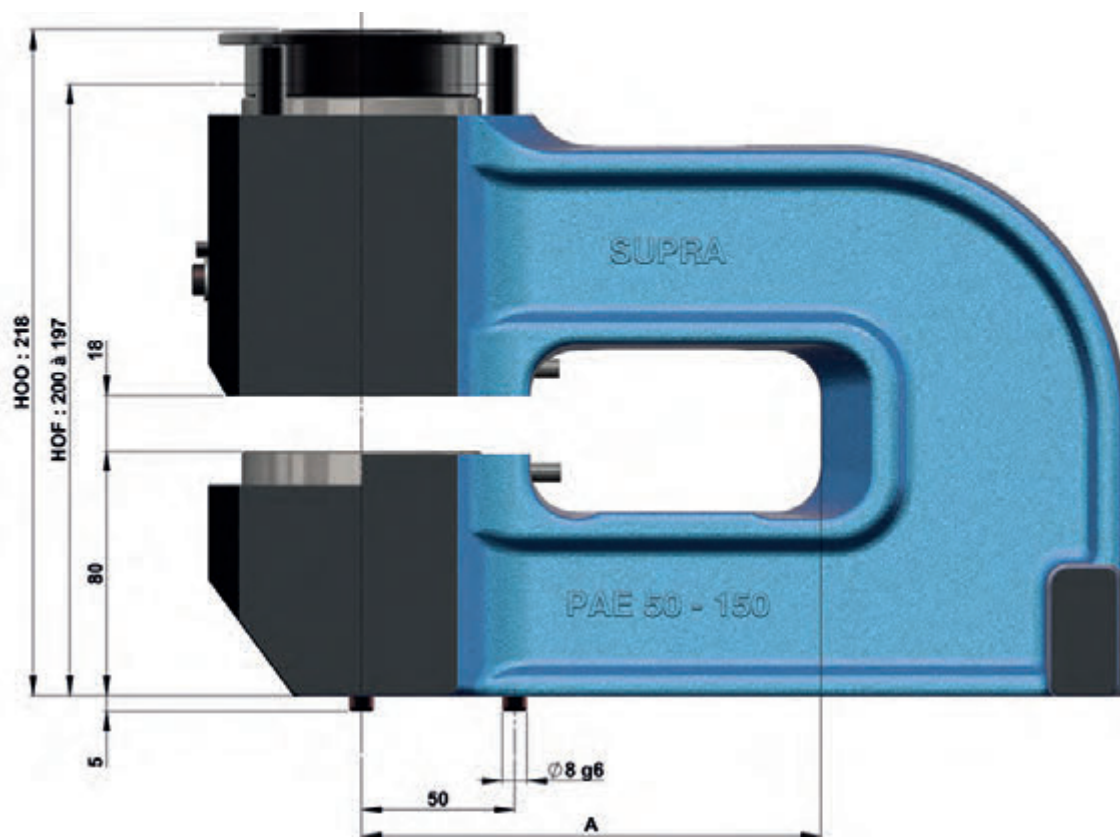




NOMENCLATURE OF SPARE PARTS FOR UNITS PAE35 - PAE50 - PAE65 - PAE80

SPARE PARTS									
Pos	Designation	PAE 35		PAE 50		PAE 65		PAE 80	
		Qt	Item code	Qt	Item code	Qt	Item code	Qt	Item code
01	Standard punch	1	220-47-03201000	1	220-48-03301000	1	220-49-03401000	1	220-50-03501000
01	½ standard punch	1	220-47-03202000	1	220-48-03302000	1	220-49-03402000	1	220-50-03502000
02	Standard die	1	220-47-03205000	1	220-48-03305000	1	220-49-03405000	1	220-50-03505000
02	½ standard die	1	220-47-03206000	1	220-48-03306000	1	220-49-03406000	1	220-50-03506000
03	Standard stripper	1	220-47-03210000	1	220-48-03310000	1	220-49-03410000	1	220-50-03510000
03	½ standard stripper	1	220-47-03211000	1	220-48-03311000	1	220-49-03411000	1	220-50-03511000
04	Punch cap	1	220-47-03220000	1	220-48-03320000	1	220-49-03420000	1	220-50-03520000
05	Cast-iron body swan neck 150	1	220-47-03215000	1	220-48-03315000	1	220-49-03415000	1	220-50-03515000
05	Cast-iron body swan neck 275	1	220-47-03216000	1	220-48-03316000	1	220-49-03416000	1	220-50-03516000
05	Cast-iron body swan neck 400	1	220-47-03217000	1	220-48-03317000	1	220-49-03417000	1	220-50-03517000
06	Spring washer	13	520-1305-5628525	10	520-1305-703553	8	520-1305-80414	6	520-1305-100515
07	Centering ring	1	220-47-03250000	1	220-48-03350000	1	220-49-03450000	1	220-50-03550000
08	Circlips	1	520-127008-35	1	520-127000-50	1	520-127000-65	1	520-127000-80
09	Stop	1	220-00-01025500	1	220-00-01025500	1	220-00-01025500	1	220-00-01025500
10	Screw	1	520-1111-6X10	1	520-1111-6X10	1	520-1111-6X10	1	520-1111-6X10
11	Locating pin	2	220-00-01061000	2	220-00-01061000	2	220-00-01061000	2	220-00-01061000
12	Stripper centering	1	220-00-01001000	1	220-00-01001000	1	220-00-01001000	1	220-00-01001000
13	Die centering	1	220-00-01001500	1	220-00-01001500	1	220-00-01001500	1	220-00-01001500
14	Screw	2	520-1132-5X16	2	520-1132-5X16	2	520-1132-5X16	2	520-1132-5X16
15	Washer	1	520-1307-10	1	520-1307-12	1	520-1307-12	1	520-1307-12
16	Pin	1	520-1410-3X10	1	520-1410-3X10	1	520-1410-3X10	1	520-1410-3X10
17	Screw	1	520-1120-10X40	1	520-1120-12X40	1	520-1120-12X40	1	520-1120-12X40
18	Return spring	2	520-190-00804000	3	520-190-00804000	3	520-190-00804000	3	520-190-00804000
19	Guide spring	2	220-00-01051000	3	220-00-01051000	3	220-00-01051000	3	220-00-01051000
SETS									
Complete unit without punch / die swan neck swan neck 150		220-47-03220200		220-48-03320200		220-49-03420200		220-50-03520200	
Complete unit without punch / die swan neck swan neck 275		220-47-03230200		220-48-03330200		220-49-03430200		220-50-03530200	
Complete unit without punch / die swan neck swan neck 400		220-47-03240200		220-48-03340200		220-49-03440200		220-50-03540200	
Movable set without punch / die		220-47-03200200		220-48-03300200		220-49-03400200		220-50-03500200	
Set punch / die standard		220-47-03200600		220-48-03300600		220-49-03400600		220-50-03500600	
Set punch / die ½ standard		220-47-03200700		220-48-03300700		220-49-03400700		220-50-03500700	
Set punch / die standard close-fit stripper		220-47-03201900		220-48-03301900		220-49-03401900		220-50-03501900	
Set punch / die / stripper ½ standard		220-47-03200900		220-48-03300900		220-49-03400900		220-50-03500900	

UNITS SIZES PAE35 - PAE50 - PAE65 - PAE80




UNITS	A	B	C	D	E	F
PAE35	150	250	44	80	70	55
PAE50		250	50	95	75	50
PAE65		250	56	105	75	50
PAE80		250	66	125	90	35
PAE35	275	375	44	80	70	170
PAE50		375	50	95	75	160
PAE65		375	56	105	75	160
PAE80		375	66	125	90	150
PAE35	400	500	44	80	70	290
PAE50		500	50	95	75	280
PAE65		500	56	105	75	280
PAE80		500	66	125	90	270



SUPRA
TECHNOLOGIES



PUNCHING UNITS WITH SWAN NECK



PAE100 - PAE120

PUNCHING ALL MATERIALS
MAXIMUM THICKNESS 10MM - DIAMETER AND SHAPES INSCRIBED IN Ø120 MAX.
CLOSE TOOL HEIGHT 200 TO 197MM

Standard punching


PAE 100 : Ø80 to 100mm
 PAE 120 : Ø100 to 120mm

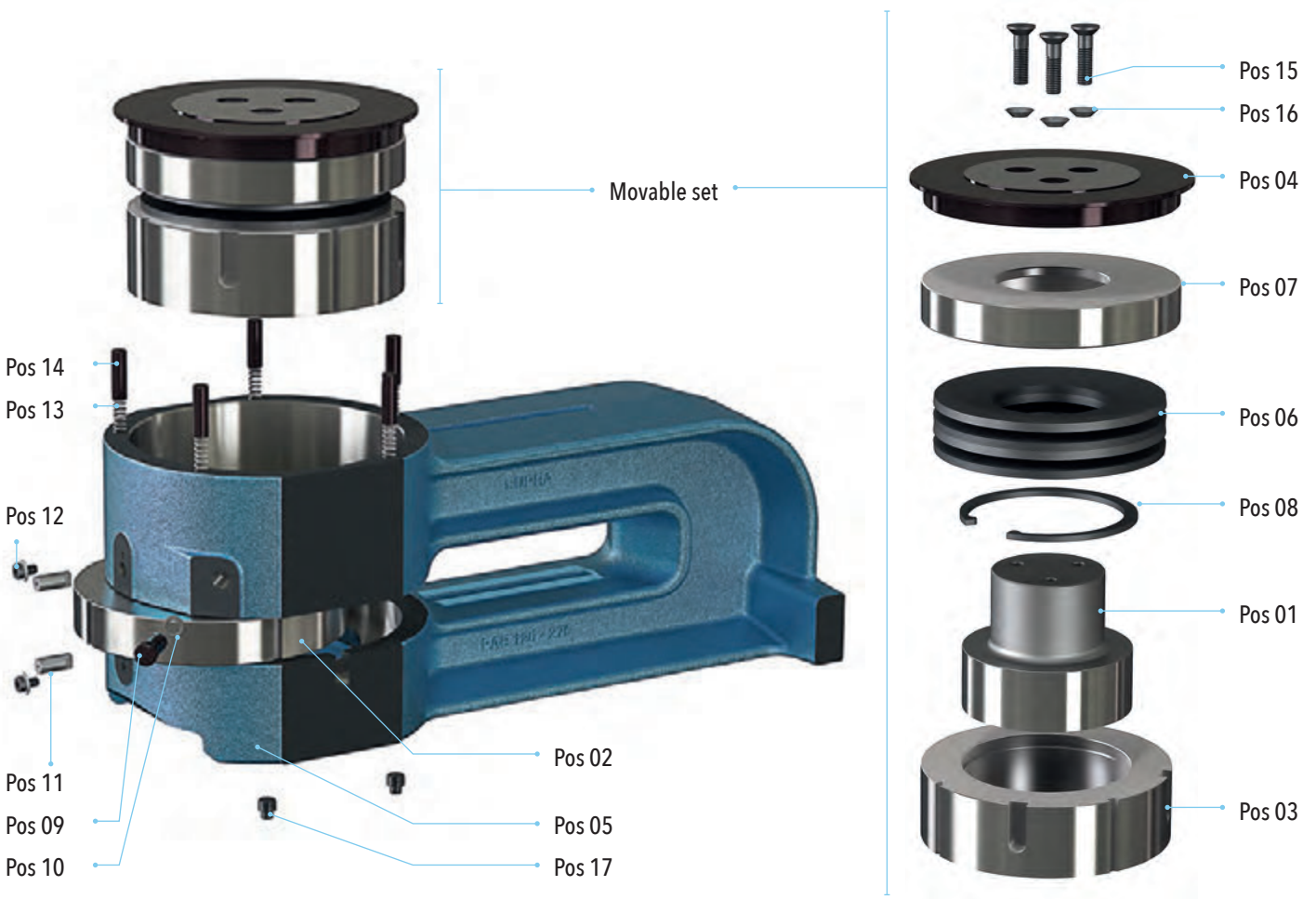
½ Standard punching

PAE 100 : Ø80 to 100mm
 PAE 120 : Ø100 to 120mm
 Shapes have to inscribe in the Ø max of matching unit

Special punching

PAE 100 : Ø80 to 100mm
 PAE 120 : Ø100 to 120mm
 Shapes have to inscribe in the Ø max of matching unit





**MOVABLE SET
WITH PUNCH DETAIL**



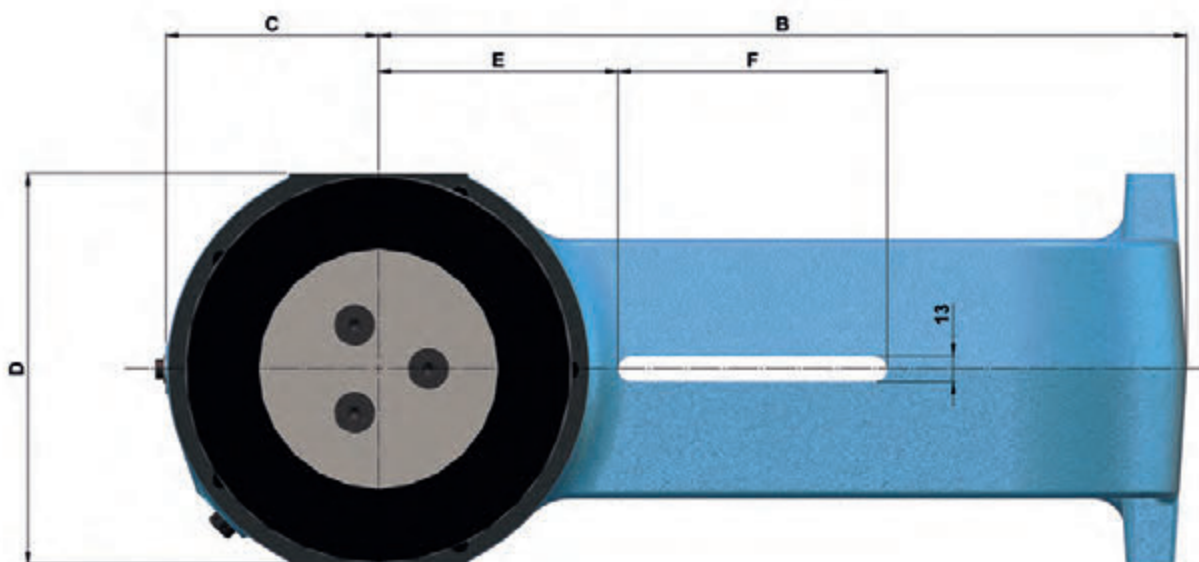

NOMENCLATURE OF SPARE PARTS FOR UNITS PAE100 - PAE120

SPARE PARTS

Pos	Designation	PAE 100		PAE 120	
		Qt	Item code	Qt	Item code
01	Standard punch	1	220-51-03601000	1	220-52-03701000
01	½ standard punch	1	220-51-03602000	1	220-52-03702000
02	Standard die	1	220-51-03605000	1	220-52-03705000
02	½ standard die	1	220-51-03606000	1	220-52-03706000
03	Standard stripper	1	220-51-03610000	1	220-52-03710000
03	½ standard stripper	1	220-51-03611000	1	220-52-03711000
04	Punch cap	1	220-51-03620000	1	220-52-03720000
05	Cast-iron body swan neck 275	1	220-51-03616000	1	220-52-03716000
05	Cast-iron body swan neck 500	1	220-51-03618000	1	220-52-03718000
06	Spring washer	4	520-1305-140725	4	520-1305-160826
07	Centering ring	1	220-51-03650000	1	220-52-03750000
08	Circlips	1	520-127000-100	1	520-127000-120
09	Stop	1	220-00-01026500	1	220-00-01026500
10	Ring	1	520-21-01078000	1	520-21-01078000
11	Centering	2	220-00-01003500	2	220-00-01003500
12	Screw	2	520-1111-6X10	2	520-1111-6X10
13	Return spring	4	520-190-00804000	5	520-190-00804000
14	Guide spring	4	220-00-01051000	5	220-00-01051000
15	Screw	3	520-1120-10X40	3	520-1120-10X40
16	Washer	3	520-1307-10	3	520-1307-10
17	Locating pin	2	220-00-01061000	2	220-00-01061000

SETS

Complete unit without punch / die swan neck swan neck 275	220-51-03630200	220-52-03730200
Complete unit without punch / die swan neck swan neck 500	220-51-03650200	220-52-03750200
Movable set without punch / die	220-51-03600200	220-52-03700200
Set punch / die standard	220-51-03600600	220-52-03700600
Set punch / die ½ standard	220-51-03600700	220-52-03700700
Set punch / die standard close-fit stripper	220-51-03601900	220-52-03701900
Set punch / die / stripper ½ standard	220-51-03600900	220-52-03700900




UNITS	A	B	C	D	E	F
PAE100	275	395	95	170	115	140
PAE120		405	108	196	120	135
PAE100	500	620	95	170	115	140
PAE120		630	108	196	120	135



SUPRA
TECHNOLOGIES



PUNCHING UNITS WITH REDUCED SWAN NECK



PUNCHING ALL MATERIALS
MAXIMUM THICKNESS 10MM - DIAMETER AND SHAPES INSCRIBED IN Ø35 MAX.
CLOSE TOOL HEIGHT 200 TO 197MM

Standard punching


SPAE20 : Ø5 to 20mm
 SPAE35 : Ø20 to 35mm

½ Standard punching

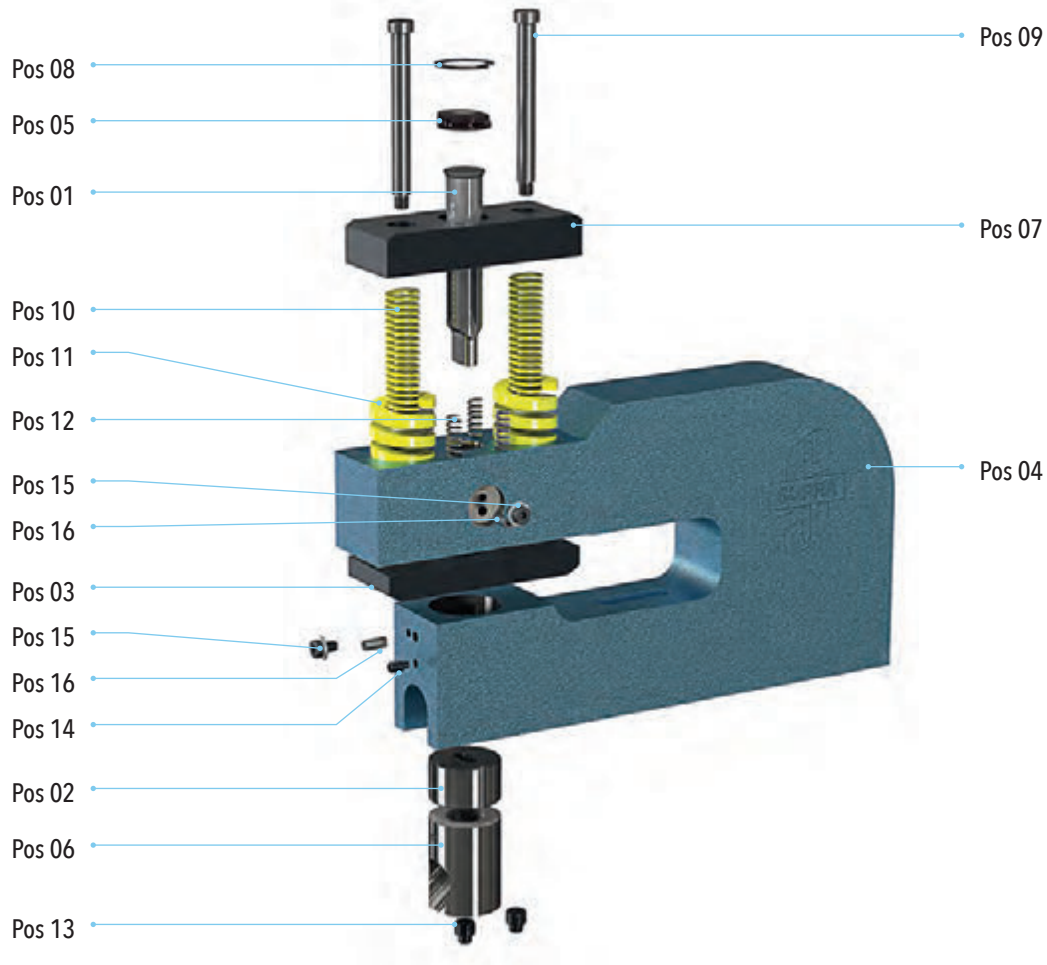
SPAE20 : Ø5 to 20mm
 SPAE35 : Ø20 to 35mm
 Shapes have to inscribe in the Ø max of matching unit

Special punching

SPAE20 : Ø5 to 20mm
 SPAE35 : Ø20 to 35mm
 Shapes have to inscribe in the Ø max of matching unit



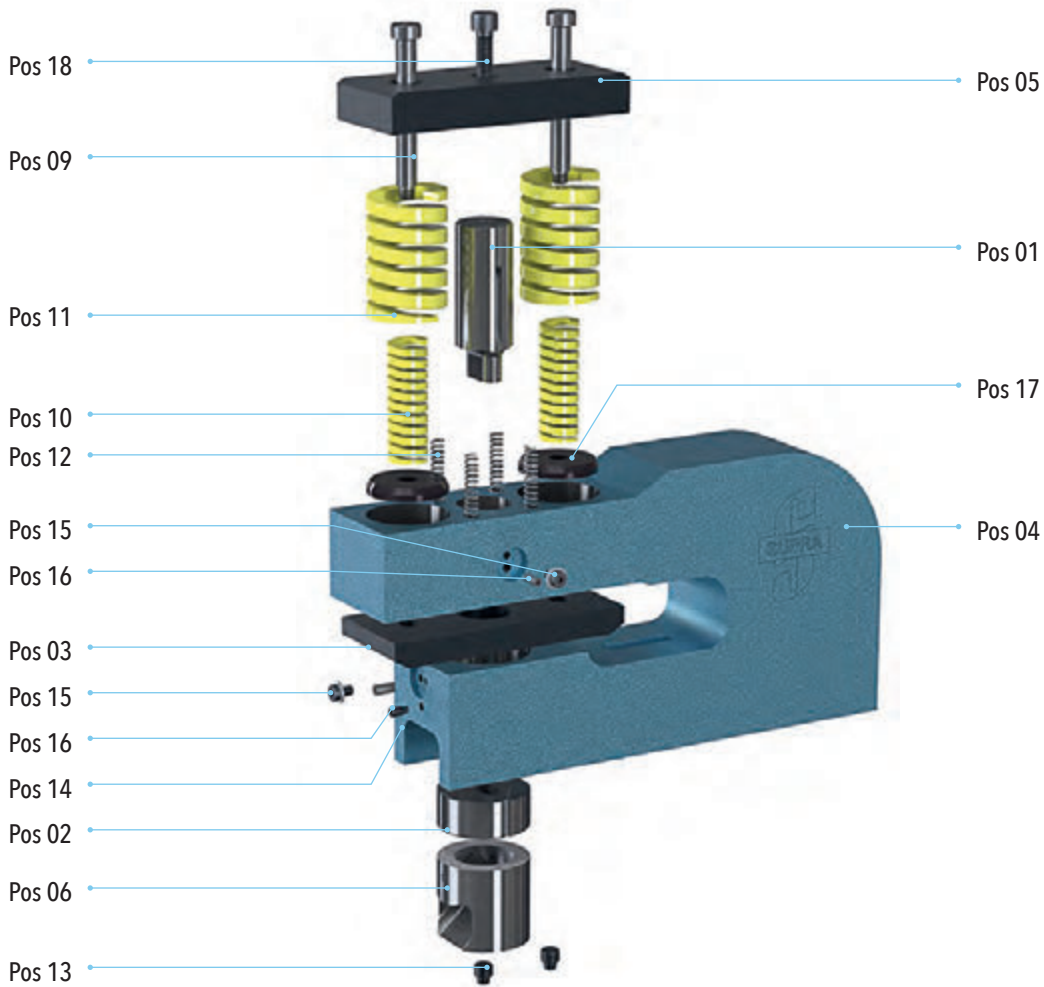
SPAE20 - SPAE35



SPAЕ 20

SPARE PARTS

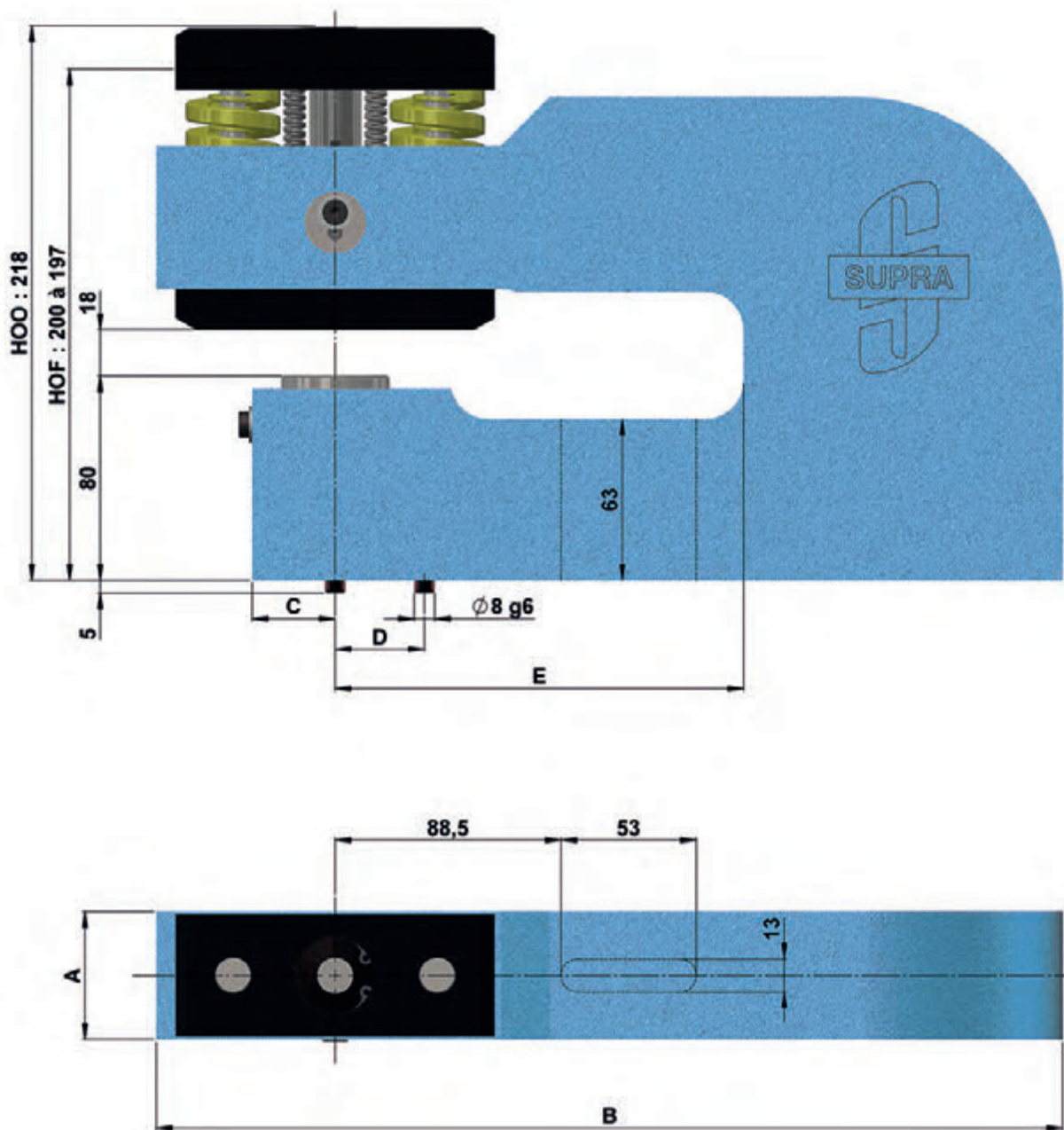
Pos	Qt	Designation	Item code
01	1	Standard punch	220-46-03101000
01	1	½ standard punch	220-65-04402000
02	1	Standard die	220-60-06105000
02	1	½ standard die	220-60-06106000
03	1	Standard stripper	220-65-04410000
03	1	½ standard stripper	220-65-04411000
04	1	Steel body	220-65-04415000
05	1	Punch cap	220-04-01220000
06	1	Die holder	220-65-04431000
07	1	Punch holder plate	220-65-04422000
08	1	Circlips	520-127000-30
09	2	Screw shoulder	220-65-01097100
10	2	Spring	520-190-J20X89
11	2	Spring	520-190-J40X89
12	4	Return spring	520-190-00804000
13	2	Locating pin	220-00-01061000
14	1	Screw	520-1132-6X12
15	2	Screw	520-1111-6X10
16	2	Centering	220-00-01002500
SETS			
		Complete unit without punch / die	220-65-04420200
		Set punch / die standard	220-60-06100600
		Set punch / die ½ standard	220-65-04400700



SPAE 35

SPARE PARTS

Pos	Qt	Designation	Item code
01	1	Standard punch	220-66-04501000
01	1	½ standard punch	220-66-04502000
02	1	Standard die	220-61-06205000
02	1	½ standard die	220-61-06206000
03	1	Standard stripper	220-66-04510000
03	1	½ standard stripper	220-66-04511000
04	1	Steel body	220-66-04515000
05	1	Punch cap	220-66-04520000
06	1	Die holder	220-66-04531000
09	2	Screw shoulder	220-66-01098100
10	2	Spring	520-190-J25X76
11	2	Spring	520-190-J50X76
12	4	Return spring	520-190-00804000
13	2	Locating pin	220-00-01061000
14	1	Screw	520-1132-6X12
15	2	Screw	520-1111-6X10
16	2	Centering	220-00-01002500
17	2	Spring support washer	220-66-04534000
18	1	Screw	520-1110-10X30
SETS			
		Complete unit without punch / die	220-66-04520200
		Set punch / die standard	220-66-04500600
		Set punch / die ½ standard	220-66-04500700



UNITS	A	B	C	D	E
SPA20	50	350	36	35	160
SPA35	70	370	45	50	160



SUPRA
TECHNOLOGIES



PUNCHING UNIT WITHOUT SWAN NECK



PAEL20

**PUNCHING ALL MATERIALS
MAXIMUM THICKNESS 10MM - DIAMETER AND SHAPES INSCRIBED IN Ø20 MAX.
CLOSE TOOL HEIGHT 200 TO 197MM**

Standard punching
PAEL 20 : Ø14 to 20mm




½ Standard punching
PAEL 20 : Ø14 to 20mm
Shapes have to inscribe in the Ø max of matching unit



Special punching
PAEL 20 : Ø14 to 20mm
Shapes have to inscribe in the Ø max of matching unit



SPARE PARTS FOR UNIT PAEL 20





NOMENCLATURE OF SPARE PARTS FOR UNIT PAEL 20

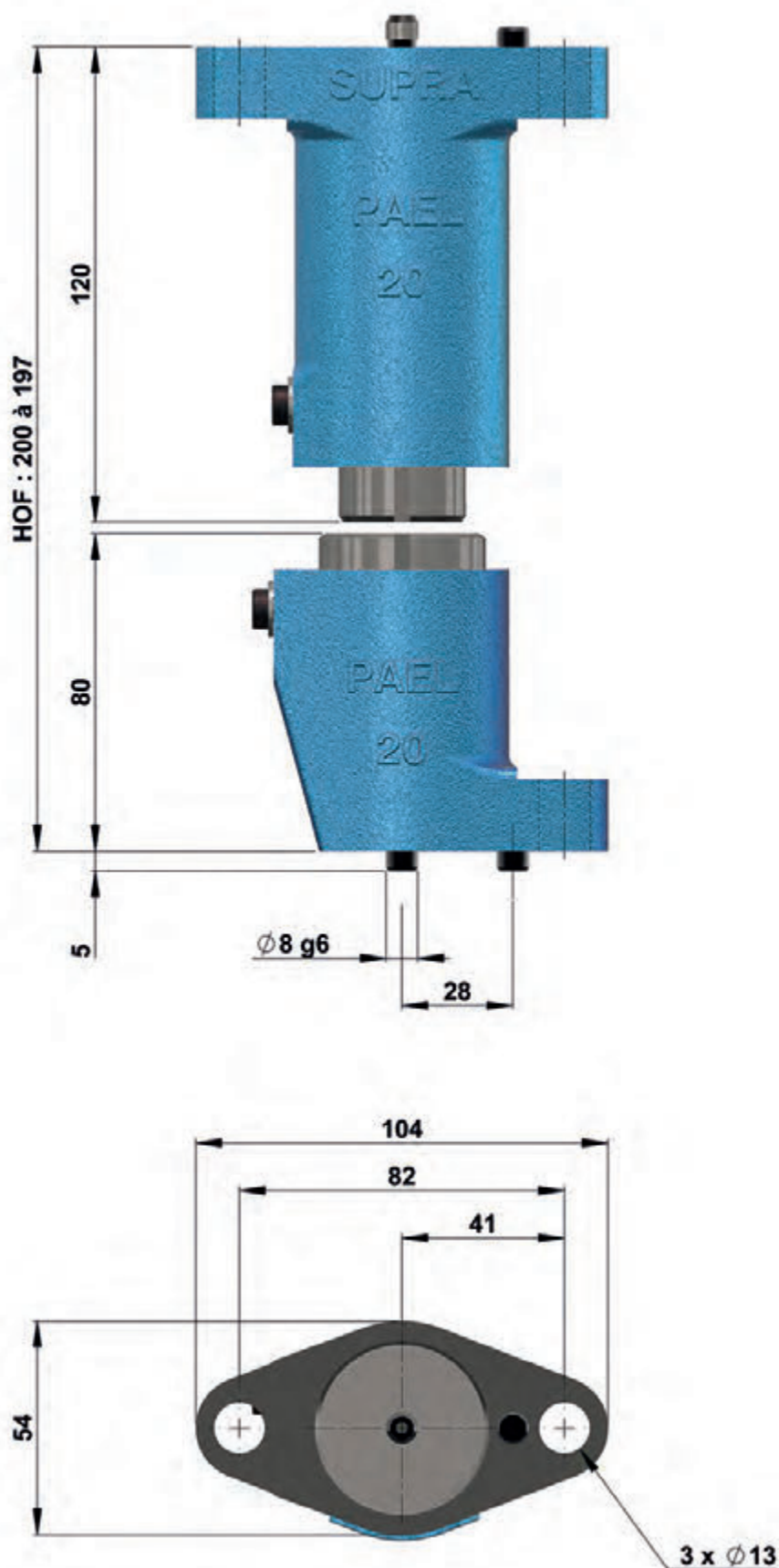
PAEL 20

SPARE PARTS

Pos	Qt	Designation	Item code
01	1	Standard punch	220-46-03101000
01	1	½ standard punch	220-46-03102000
02	1	Standard die	220-60-06105000
02	1	½ standard die	220-60-06106000
03	1	Standard stripper	220-53-02110000
03	1	½ standard stripper	220-53-02111000
04	1	Punch cap	220-53-02120000
05	1	Upper cast iron body	220-53-02114000
06	1	Lower cast iron body	220-53-02115000
07	19	Spring washer	520-1305-402042
08	1	Punch holder washer	220-34-08322000
09	1	Circlips	520-127000-42
10	1	Centering sleeve	220-53-02136000
11	2	Screw	520-1111-6X10
12	3	Locating pin	220-00-01060500
13	2	Centering	220-00-01002500
14	2	Centering	220-00-01003000

SETS

	Complete unit without punch / die	220-53-02110200
	Complete upper unit without punch / die	220-53-02120200
	Complete lower unit without punch / die	220-53-02130200
	Set punch / die / standard stripper	220-53-02101600
	Set punch / die / stripper ½ standard	220-53-02100900





SUPRA
TECHNOLOGIES



PUNCHING UNIT WITHOUT SWAN NECK



PUNCHING ALL MATERIALS
MAXIMUM THICKNESS 10MM - DIAMETER AND SHAPES INSCRIBED IN Ø80 MAX.
CLOSE TOOL HEIGHT 200 TO 197MM

Standard punching

- PAEL35 : Ø20 to 35mm
- PAEL50 : Ø35 to 50mm
- PAEL65 : Ø50 to 65mm
- PAEL80 : Ø65 to 80mm

½ Standard punching


- PAEL35 : Ø20 to 35mm
- PAEL50 : Ø35 to 50mm
- PAEL65 : Ø50 to 65mm
- PAEL80 : Ø65 to 80mm

Shapes have to inscribe in the Ø max of matching unit


Special punching

- PAEL35 : Ø20 to 35mm
- PAEL50 : Ø35 to 50mm
- PAEL65 : Ø50 to 65mm
- PAEL80 : Ø65 to 80mm

Shapes have to inscribe in the Ø max of matching unit



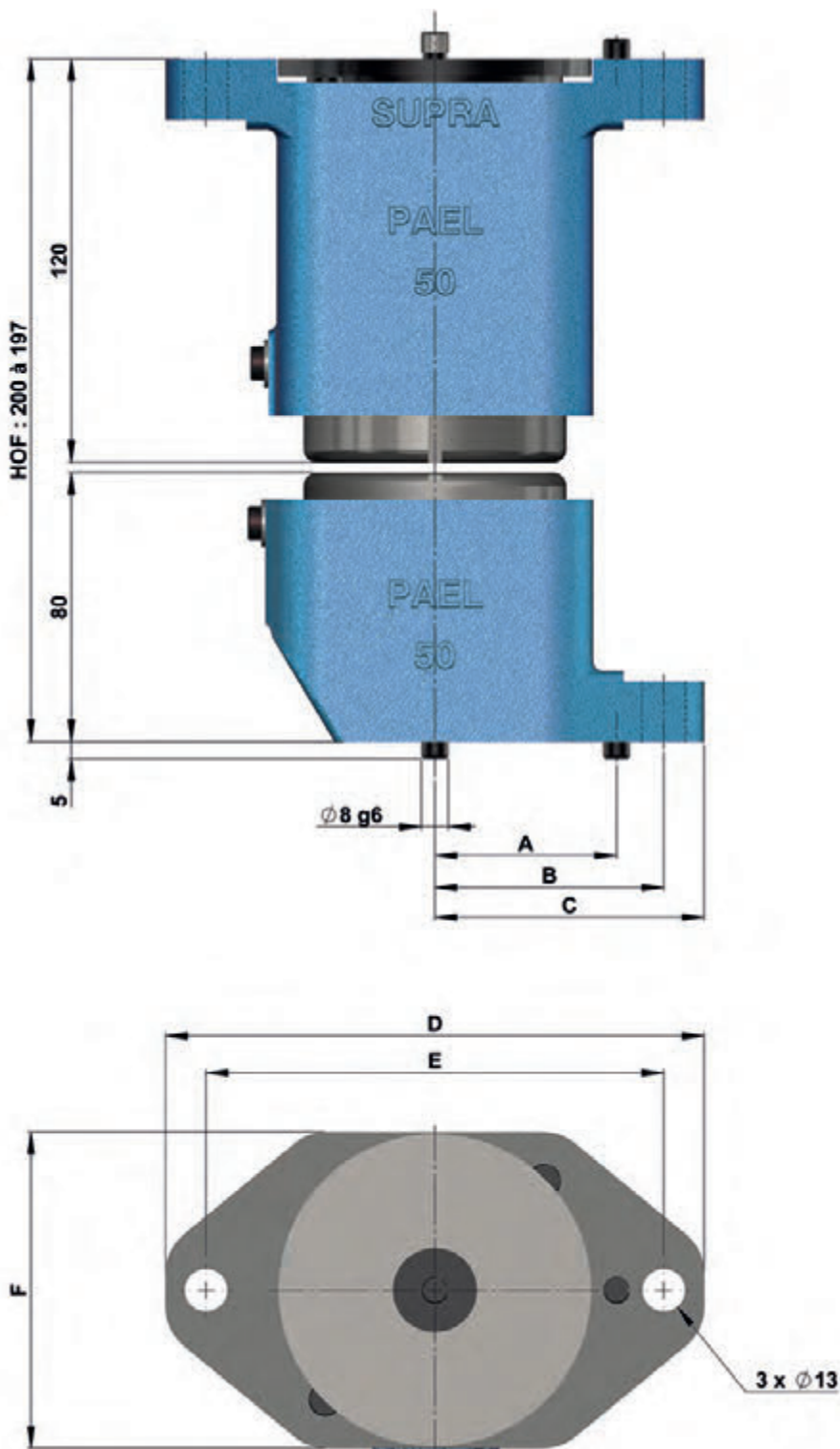
PAEL35 - PAEL50 - PAEL65 - PAEL80





NOMENCLATURE OF SPARE PARTS FOR UNITS PAEL35 - PAEL50 - PAEL65 - PAEL80

SPARE PARTS									
Pos	Designation	PAEL 35		PAEL 50		PAEL 65		PAEL 80	
		Qt	Item code	Qt	Item code	Qt	Item code	Qt	Item code
01	Standard punch	1	220-47-03201000	1	220-48-03301000	1	220-49-03401000	1	220-50-03501000
01	½ standard punch	1	220-47-03202000	1	220-48-03302000	1	220-49-03402000	1	220-50-03502000
02	Standard die	1	220-47-03205000	1	220-48-03305000	1	220-49-03405000	1	220-50-03505000
02	½ standard die	1	220-47-03206000	1	220-48-03306000	1	220-49-03406000	1	220-50-03506000
03	Standard stripper	1	220-47-03210000	1	220-48-03310000	1	220-49-03410000	1	220-50-03510000
03	½ standard stripper	1	220-47-03211000	1	220-48-03311000	1	220-49-03411000	1	220-50-03511000
04	Punch cap	1	220-54-02220000	1	220-55-02320000	1	220-56-02420000	1	220-57-02520000
05	Upper cast iron body	1	220-54-02214000	1	220-55-02314000	1	220-56-02414000	1	220-57-02514000
06	Lower cast iron body	1	220-54-02215000	1	220-55-02315000	1	220-56-02415000	1	220-57-02515000
07	Spring washer	12	520-1305-5628525	10	520-1305-703553	8	520-1305-80414	6	520-1305-100515
08	Centering ring	1	220-47-03250000	1	220-48-03350000	1	220-49-03450000	1	220-50-03550000
09	Circlips	1	520-127008-35	1	520-127000-50	1	520-127000-65	1	520-127000-80
10	Locating pin	1	220-36-01062000	1	220-36-01062000	1	220-36-01062000	1	220-36-01062000
11	Centering sleeve	1	220-54-02236000	1	220-55-02336000	1	220-56-02436000	1	220-57-02536000
12	Screw	2	520-1111-6X10	2	520-1111-6X10	2	520-1111-6X10	2	520-1111-6X10
13	Locating pin	3	220-00-01060500	3	220-00-01060500	3	220-00-01060500	3	220-00-01060500
14	Pin	1	520-1410-3X10	1	520-1410-3X10	1	520-1410-3X10	1	520-1410-3X10
15	Return spring	2	520-190-00804000	2	520-190-00804000	2	520-190-00804000	4	520-190-00804000
16	Guide spring	2	220-00-01051000	2	220-00-01051000	2	220-00-01051000	4	220-00-01051000
17	Centering	2	220-00-01002500	2	220-00-01002500	2	220-00-01002500	2	220-00-01002500
18	Centering	2	220-00-01003000	2	220-00-01003000	2	220-00-01003000	2	220-00-01003000
19	Screw	1	520-1111-10X30	1	520-1111-12X30	1	520-1111-12X30	1	520-1111-12X30
SETS									
Complete unit without punch / die		220-54-02210200		220-55-02310200		220-56-02410200		220-57-02510200	
Complete lower unit without punch / die		220-54-02230200		220-55-02330200		220-56-02430200		220-57-02530200	
Complete upper unit without punch / die		220-54-02220200		220-55-02320200		220-56-02420200		220-57-02520200	
Movable set without punch / die		220-54-02200200		220-55-02300200		220-56-02400200		220-57-02500200	
Set punch / die standard		220-47-03200600		220-48-03300600		220-49-03400600		220-50-03500600	
Set punch / die ½ standard		220-47-03200700		220-48-03300700		220-49-03400700		220-50-03500700	
Set punch / die standard close-fit stripper		220-47-03201900		220-48-03301900		220-49-03401900		220-50-03501900	
Set punch / die / stripper ½ standard		220-47-03200900		220-48-03300900		220-49-03400900		220-50-03500900	



UNITS	A	B	C	D	E	F
PAEL35	47	61	72	144	122	80
PAEL50	54	68	80	160	136	94
PAEL65	60	74	85	170	148	105
PAEL80	70	85	97	194	170	125



SUPRA
TECHNOLOGIES



PUNCHING UNIT WITHOUT SWAN NECK



PUNCHING ALL MATERIALS
MAXIMUM THICKNESS 10MM - DIAMETER AND SHAPES INSCRIBED IN Ø120 MAX.
CLOSE TOOL HEIGHT 200 TO 197MM

Standard punching

PAEL100 : Ø80 to 100mm
PAEL120 : Ø100 to 120mm

½ Standard punching


PAEL100 : Ø80 to 100mm
PAEL120 : Ø100 to 120mm
Shapes have to inscribe in the Ø max of matching unit

Special punching

PAEL100 : Ø80 to 100mm
PAEL120 : Ø100 to 120mm
Shapes have to inscribe in the Ø max of matching unit



PAEL100 - PAEL120





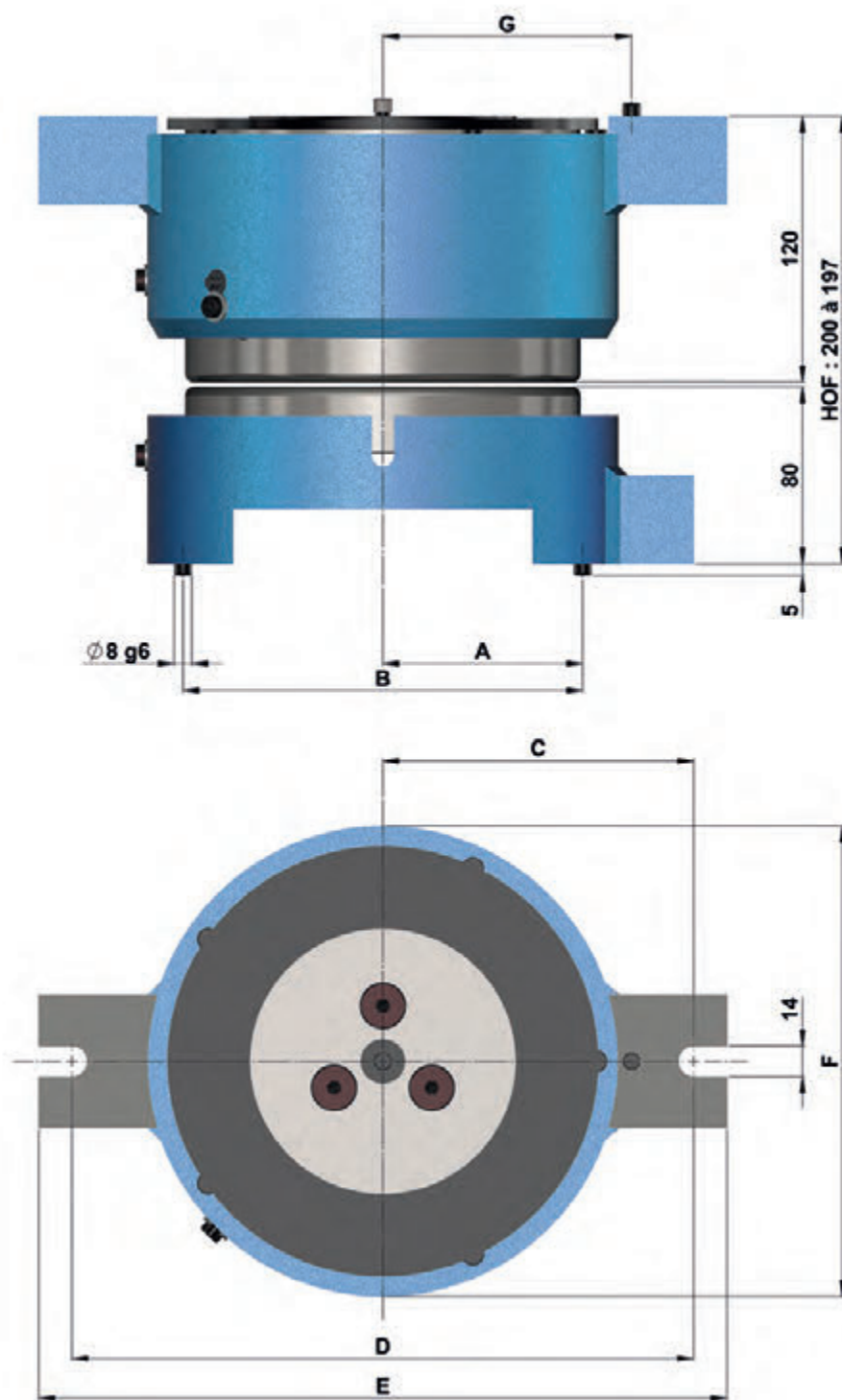
NOMENCLATURE OF SPARE PARTS FOR UNITS PAEL100 - PAEL120

SPARE PARTS

Pos	Designation	PAEL 100		PAEL 120	
		Qt	Item code	Qt	Item code
01	Standard punch	1	220-51-03601000	1	220-52-03701000
01	½ standard punch	1	220-51-03602000	1	220-52-03702000
02	Standard die	1	220-51-03605000	1	220-52-03705000
02	½ standard die	1	220-51-03606000	1	220-52-03706000
03	Standard stripper	1	220-51-03610000	1	220-52-03710000
03	½ standard stripper	1	220-51-03611000	1	220-52-03711000
04	Punch cap	1	220-58-02620000	1	220-59-02720000
05	Upper cast iron body	1	220-58-02614000	1	220-59-02714000
06	Lower cast iron body	1	220-58-02615000	1	220-59-02715000
07	Spring washer	4	520-1305-140725	4	520-1305-160826
08	Centering ring	1	220-51-03650000	1	220-52-03750000
09	Circlips	1	520-127000-100	1	520-127000-120
10	Centering sleeve	1	220-58-02636000	1	220-59-02736000
11	Screw	3	520-1111-6X10	3	520-1111-6X10
12	Locating pin	3	220-00-01060500	3	220-00-01060500
13	Return spring	5	520-190-00804000	5	520-190-00804000
14	Guide spring	5	220-00-01051000	5	220-00-01051000
15	Centering	3	220-00-01003500	3	220-00-01003500
16	Centering	1	220-00-01005500	1	220-00-01005500
17	Stop	1	220-00-01026500	1	220-00-01026500
18	Screw	3	520-1110-10X30	3	520-1120-10X40
19	Washer	-	-	3	520-1307-10
20	Locating pin	1	220-00-106500	1	220-35-01061500

SETS


Complete unit without punch / die	220-58-02610200	220-59-02710200
Complete upper unit without punch / die	220-58-02620200	220-59-02720200
Complete lower unit without punch / die	220-58-02630200	220-59-02730200
Movable set without punch / die	220-58-02600200	220-59-02700200
Set punch / die standard	220-51-03600600	220-52-03700600
Set punch / die ½ standard	220-51-03600700	220-52-03700700
Set punch / die standard close-fit stripper	220-51-03601900	220-52-03701900
Set punch / die / stripper ½ standard	220-51-03600900	220-52-03700900




UNITS	A	B	C	D	E	F	G
PAEL 100	80	160	118	236	260	190	105
PAEL 120	90	180	125	250	280	212	112



SUPRA
TECHNOLOGIES



NOTCHING UNITS



NOTCHING ALL MATERIALS
MAXIMUM THICKNESS 10MM - CLOSE TOOL HEIGHT 200 TO 197MM

GE100 X 50 - GE100 X 100
GE200 X 100



Standard notching

Unit GE 100 x 50mm
Unit GE 100 x 100mm
Unit GE 200 x 100mm

Shapes have to inscribe in max dimensions of matching unit



1/2 Standard notching

Unit GE 100 x 50mm
Unit GE 100 x 100mm
Unit GE 200 x 100mm

Shapes have to inscribe in max dimensions of matching unit

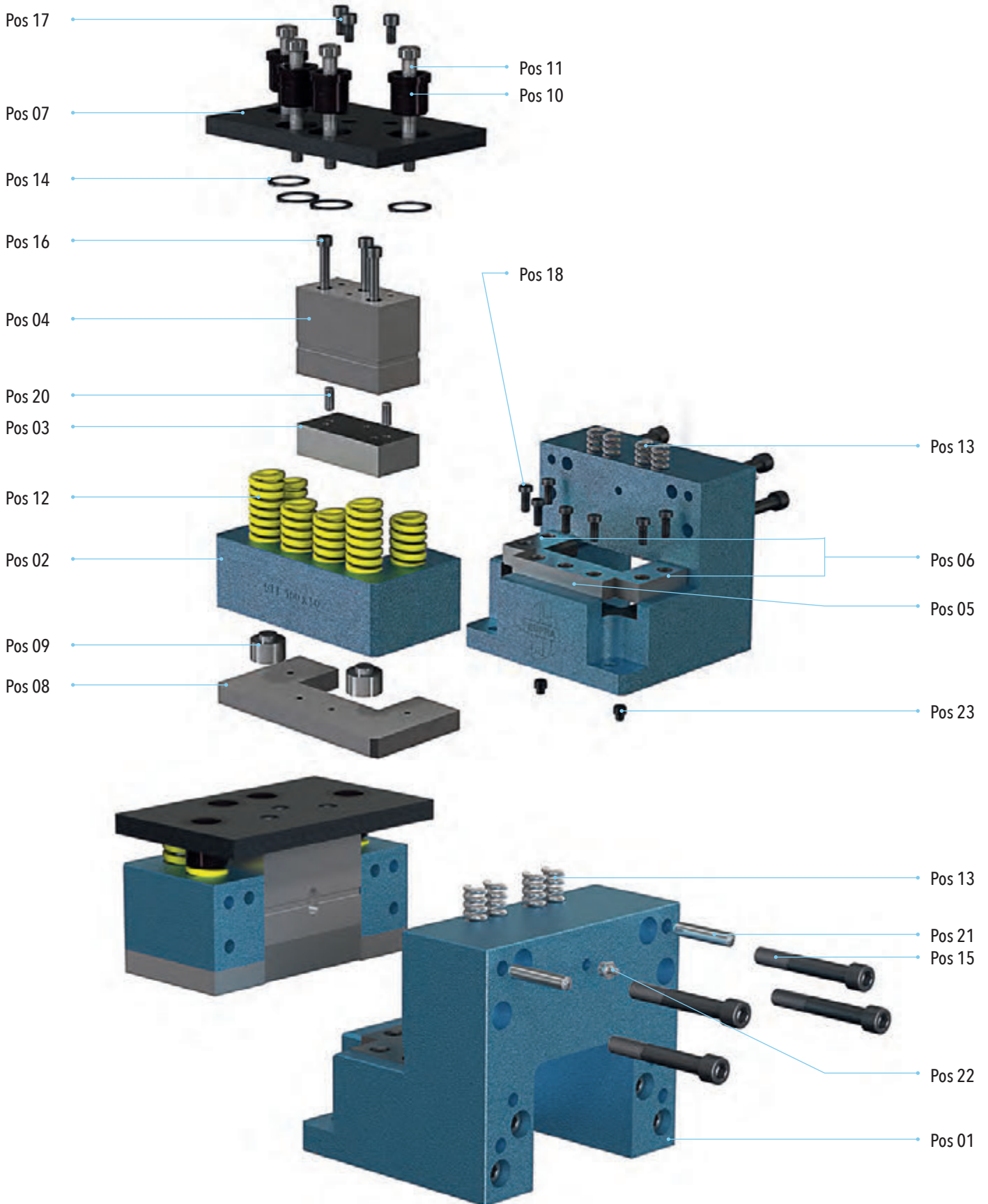


Special notching on request

Unit GE 100 x 50mm
Unit GE 100 x 100mm
Unit GE 200 x 100mm

Shapes have to inscribe in max dimensions of matching unit

SPARE PARTS FOR UNITS GE 100 X 50 - GE 100 X 100 - GE 200 X 100





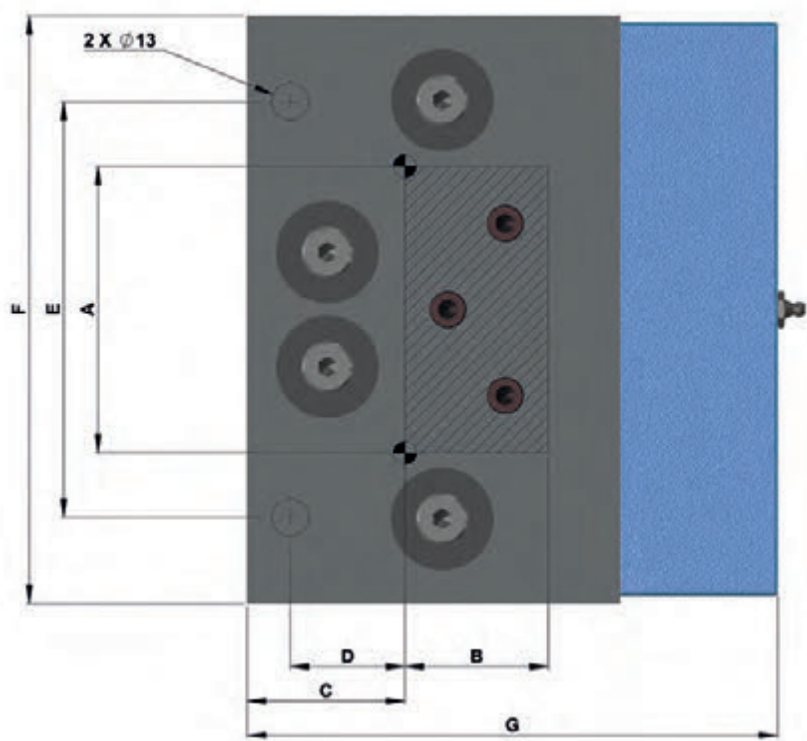
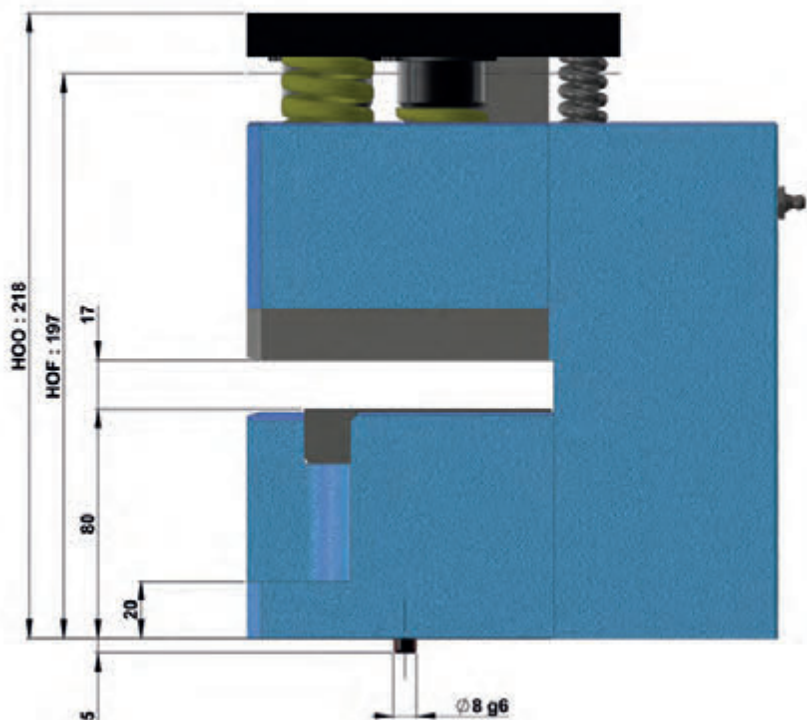
NOMENCLATURE OF SPARE PARTS FOR UNITS GE 100 X 50 - GE 100 X 100 - GE 200 X 100

SPARE PARTS

Pos	Designation	GE 100 X 50		GE 100 X 100		GE 200 X 100	
		Qt	Item code	Qt	Item code	Qt	Item code
01	Steel body	1	220-67-30614000	1	220-68-30714000	1	220-69-30814000
02	Holder	1	220-67-30616000	1	220-68-30716000	1	220-69-30816000
03	Standard punch	1	220-67-30601000	1	220-68-30701000	1	220-69-30801000
04	Punch holder	1	220-67-30617000	1	220-68-30717000	1	220-69-30817000
05	Standard front blade die	1	220-67-30605000	1	220-67-30605000	1	220-69-30805000
06	Standard left and right blade die	2	220-67-30607000	2	220-68-30707000	2	220-68-30707000
07	Punch cap	1	220-67-30620000	1	220-68-30720000	1	220-69-30820000
08	Standard stripper	1	220-67-30644000	1	220-68-30744000	1	220-69-30844000
09	Shim	2	220-67-30652000	2	220-67-30652000	4	220-67-30652000
10	Guide screw	4	220-67-30656000	4	220-67-30656000	5	220-67-30656000
11	Screw shoulder	4	520-16-10X80	4	520-16-10X80	9	520-16-10X80
12	Spring	6	520-190-J32X76	6	520-190-J32X76	9	520-190-J32X76
13	Return spring	4	520-190-00807000	4	520-190-00807000	8	520-190-00807000
14	Circlips	4	520-127100-31	4	520-127100-31	5	520-127100-31
15	Screw	4	520-1110-12X55	4	520-1110-12X55	4	520-1110-12X55
16	Screw	3	520-1110-8X80	4	520-1110-8X80	8	520-1110-8X80
17	Screw	3	520-1110-8X20	4	520-1110-8X20	6	520-1110-8X20
18	Screw	7	520-1111-8X20	7	520-1111-8X20	9	520-1111-8X20
19	Screw	2	520-1132-8X35	2	520-1132-8X35	2	520-1132-8X35
20	Pin	2	520-1410-8X20	2	520-1410-8X20	2	520-1410-8X20
21	Pin	2	520-1410-8X30	2	520-1410-8X30	2	520-1410-8X30
22	Grease gun	1	520-150-M10X150	1	520-150-M10X150	1	520-150-M10X150
23	Locating pin	2	220-00-01061000	2	220-00-01061000	2	220-00-01061000

SETS

Complete unit	220-67-30610100	220-68-30710100	220-69-30810100
Set punch / die standard	220-67-30600600	220-68-30700600	220-69-30800600




UNITS	A	B	C	D	E	F	G
GE 100 x 50	100	50	55	37	145	210	180
GE 100 x 100	100	100	55	37	145	210	230
GE 200 x 100	200	100	55	37	245	310	230



SUPRA
TECHNOLOGIES



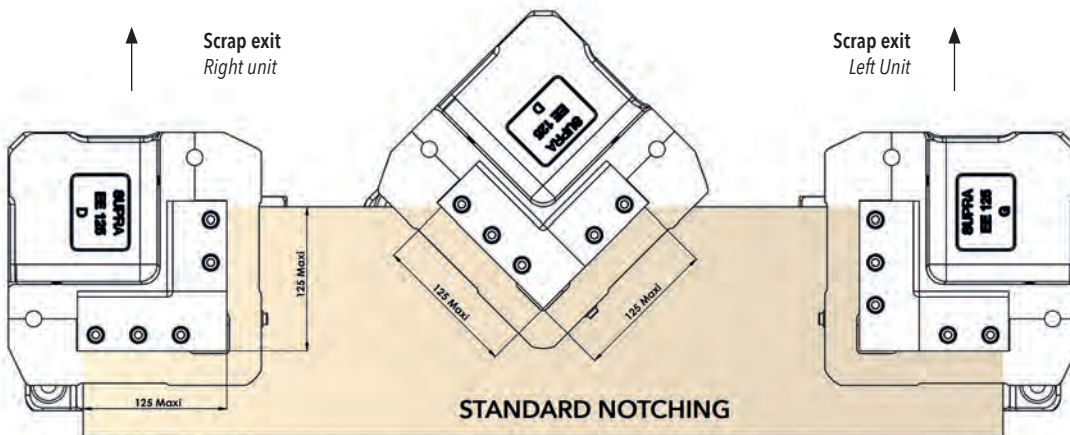
NOTCHING UNIT



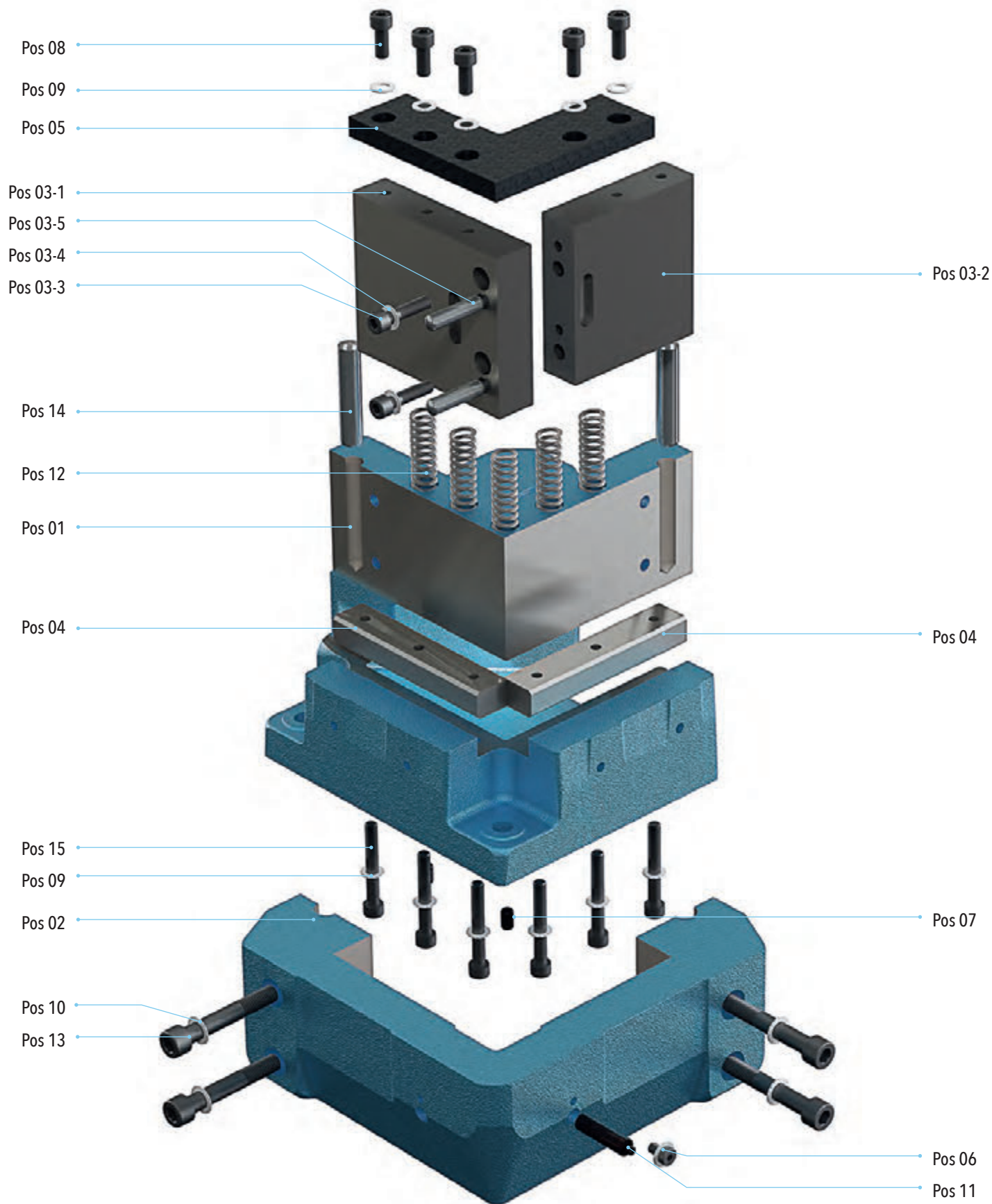
View with guiding square

90° NOTCHING ALL MATERIALS
MAXIMUM THICKNESS 10MM - CLOSE TOOL HEIGHT 200 TO 197MM

EE125



SPARE PARTS FOR UNIT EE 125



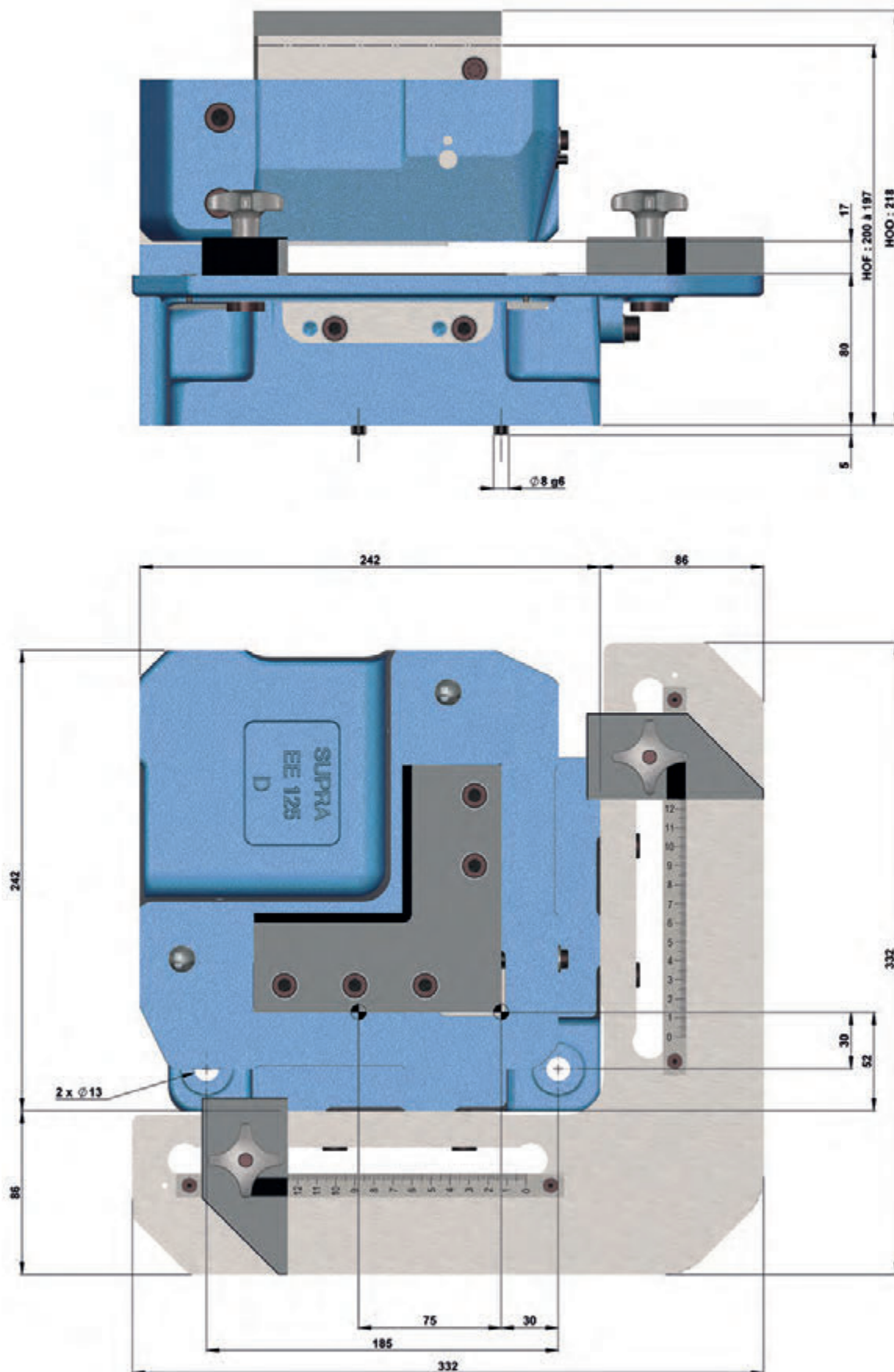


NOMENCLATURE OF SPARE PARTS FOR UNIT EE 125

EE 125


SPARE PARTS

Pos	Qt	Designation	Item code
01	1	Left cast iron body	220-22-31314000
01	1	Right cast iron body	220-22-31315000
02	1	Punch guide	220-22-31316000
03	1	Complete punch includes:	220-22-31301000
03-1	1	Punch blade	220-22-31342000
03-2	1	Punch blade	220-22-31343000
03-3	2	Screw	520-1110-8X35
03-4	2	Washer	520-1306-8
03-5	2	Pin	520-1410-12X50
04	2	Die blade 6mm	220-22-31305000
05	1	Punch cap	220-22-31320000
06	1	Screw	520-1111-6X10
07	2	Locating pin	220-00-01060500
08	5	Screw	520-1110-8X20
09	11	Washer	520-1306-8
10	4	Washer	520-1306-10
11	1	Stop	220-00-01026000
12	5	Return spring	520-190-00805000
13	4	Screw	520-1110-10X65
14	2	Cylindric pin	520-1410-14X70
15	6	Screw	520-1110-8X60
SETS			
		Complete left unit without guiding square 6mm	220-22-31330100
		Complete right unit without guiding square 6mm	220-22-31310100
		Complete guiding square with sliders	220-22-31300500
		Set of dies blade 6mm	220-22-31300600






SUPRA
TECHNOLOGIES



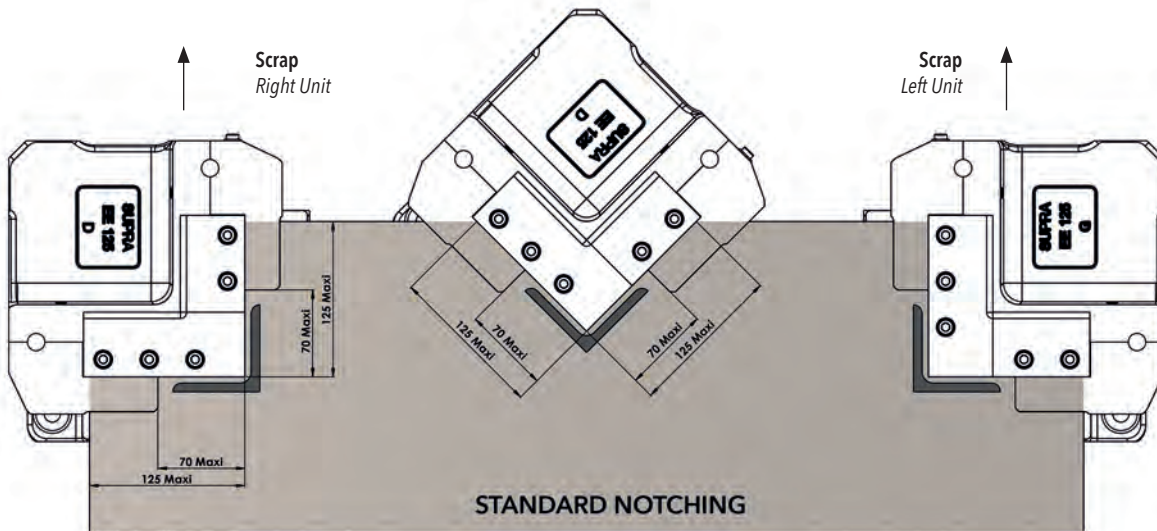
NOTCHING UNIT



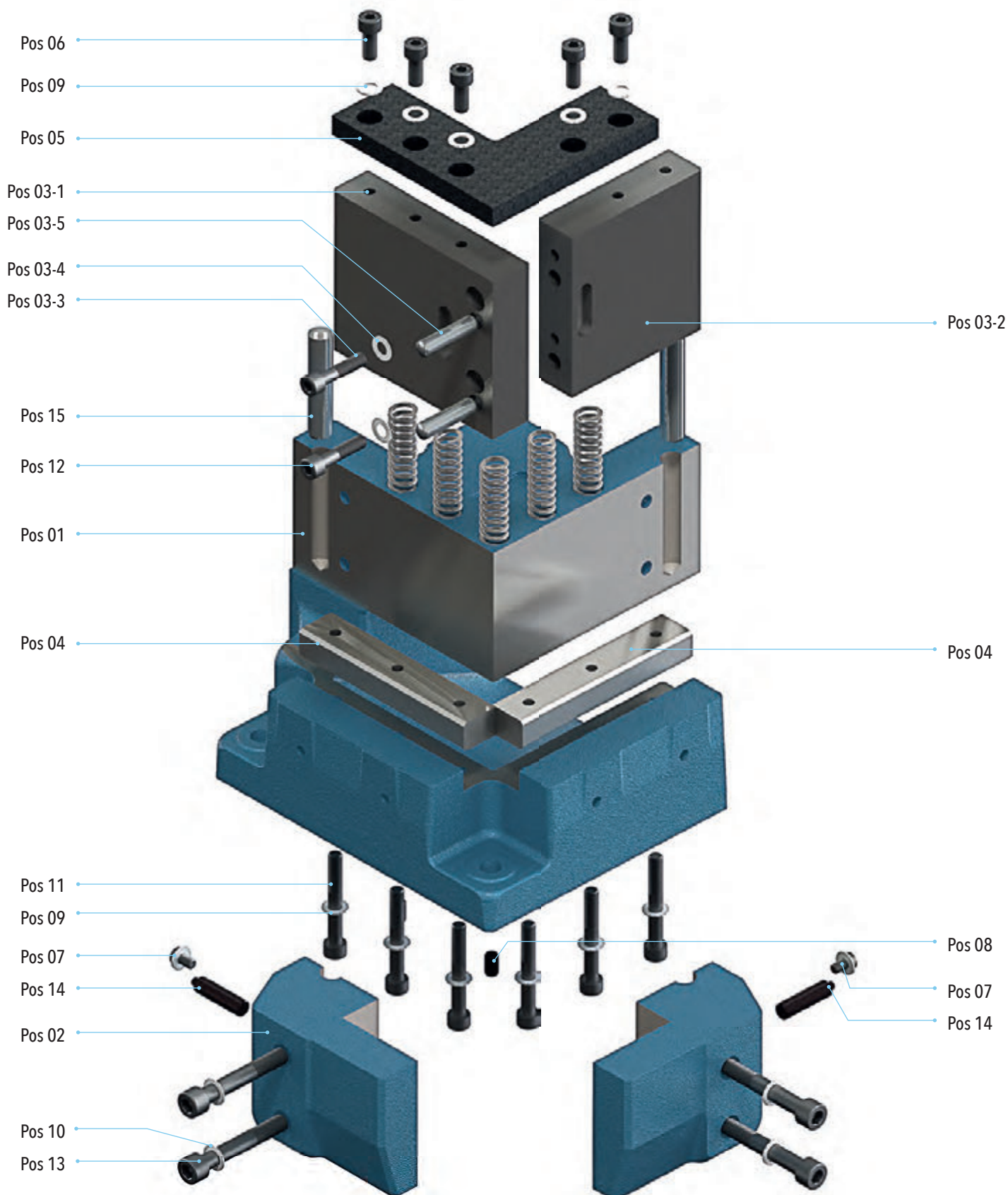
View with guiding square

**90° CORNER UNIT NOTCHING ALL MATERIALS
MAXIMUM THICKNESS 10MM - CLOSE TOOL HEIGHT 200 TO 197MM**

EEEC125



SPARE PARTS FOR UNIT EEC 125





NOMENCLATURE OF SPARE PARTS FOR UNIT EEC 125

EEC 125

SPARE PARTS

Pos	Qt	Designation	Item code
01	1	Left cast iron body	220-22-31314000
01	1	Right cast iron body	220-22-31315000
02	1	Punch guide	220-25-32316000
03	1	Complete punch includes:	220-25-32301000
03-1	1	Punch blade	220-22-31342000
03-2	1	Punch blade	220-22-31343000
03-3	2	Screw	520-1110-8X35
03-4	2	Washer	520-1306-8
03-5	2	Pin	520-1410-12X50
04	2	Blade die 6mm	220-22-31305000
05	1	Punch cap	220-22-31320000
06	5	Screw	520-1110-8X20
07	2	Screw	520-1111-6X10
08	2	Locating pin	220-00-01060500
09	11	Washer	520-1306-8
10	4	Washer	520-1306-10
11	6	Screw	520-1110-8X60
12	5	Return spring	520-190-00805000
13	4	Screw	520-1110-10X65
14	2	Return stop	220-00-01026000
15	2	Pin	520-1410-14X70

SETS


Complete left unit without guiding square	220-25-32330100
Complete right unit without guiding square	220-25-32310100
Complete guiding square with sliders	220-22-31300500



SUPRA
TECHNOLOGIES



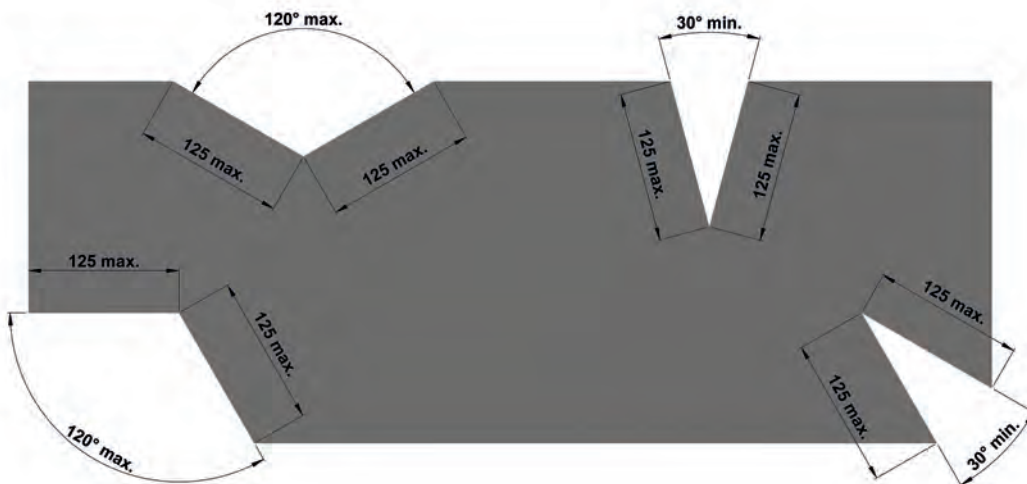
NOTCHING UNIT WITH ADJUSTABLE ANGLES

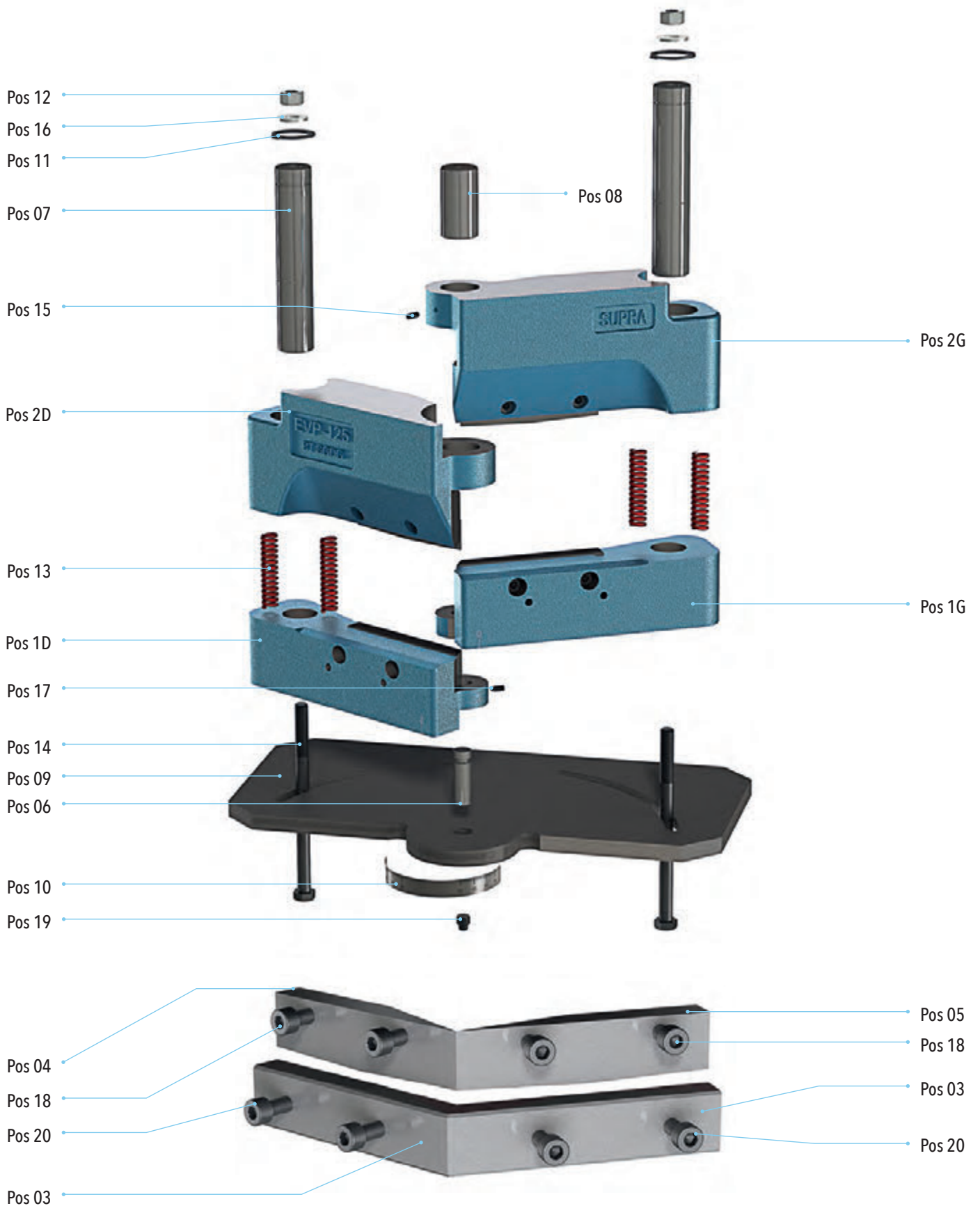


View with guiding square

**NOTCHING WITH ADJUSTABLE ANGLES FROM 30° TO 120° ALL MATERIALS
MAXIMUM THICKNESS 2MM - CLOSE TOOL HEIGHT 200 TO 197MM**

EVP125





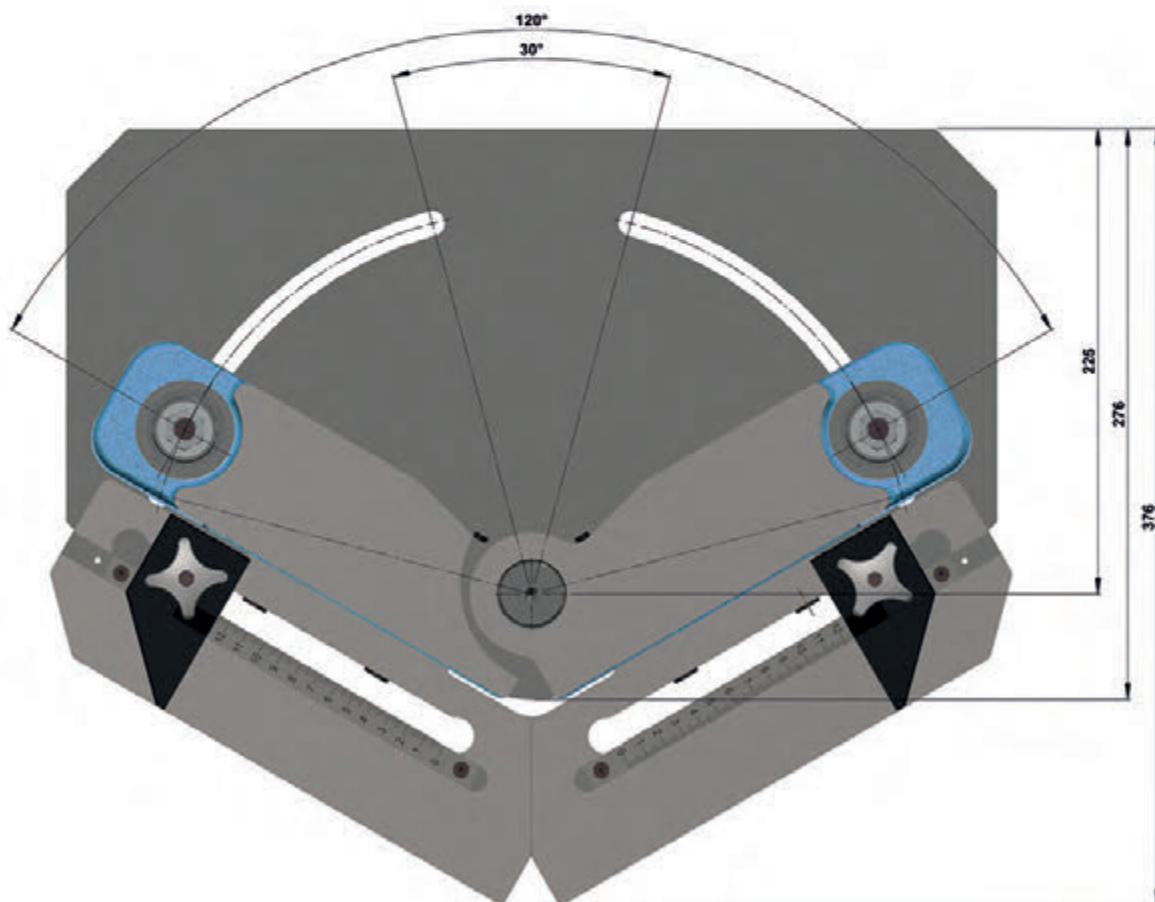

DETAIL PUNCH AND DIE



NOMENCLATURE OF SPARE PARTS FOR UNIT EVP 125


EVP 125

SPARE PARTS			
Pos	Qt	Designation	Item code
1D	1	Right lower body	220-80-34218000
1G	1	Left lower body	220-80-34217000
2D	1	Right upper body	220-80-34215000
2G	1	Left upper body	220-80-34214000
03	2	Blade die	220-80-34205000
04	1	Right upper punch	220-80-34202000
05	1	Left upper punch	220-80-34201000
06	1	Centering	220-80-34203000
07	2	Column	220-80-34204000
08	1	Axie	220-80-34213000
09	1	Lower plate	220-80-34220000
10	1	Guide	220-80-01089500
11	2	Circlips	520-127100-32
12	2	Nut	520-1150-M12
13	4	Spring	520-190-R16X89
14	2	Screw	520-1112-12X130
15	1	Screw	520-1131-5X12
16	2	Washer	520-1300-12U
17	2	Screw	520-1132-5X12
18	2	Screw	520-1110-8X25
19	1	Locating pin	220-00-01061000
20	6	Screw	520-1110-8X30
SETS			
Complete unit without guiding square and with punch/die			220-80-34210100
Complete guiding square EVP125			220-80-34200500





SUPRA
TECHNOLOGIES



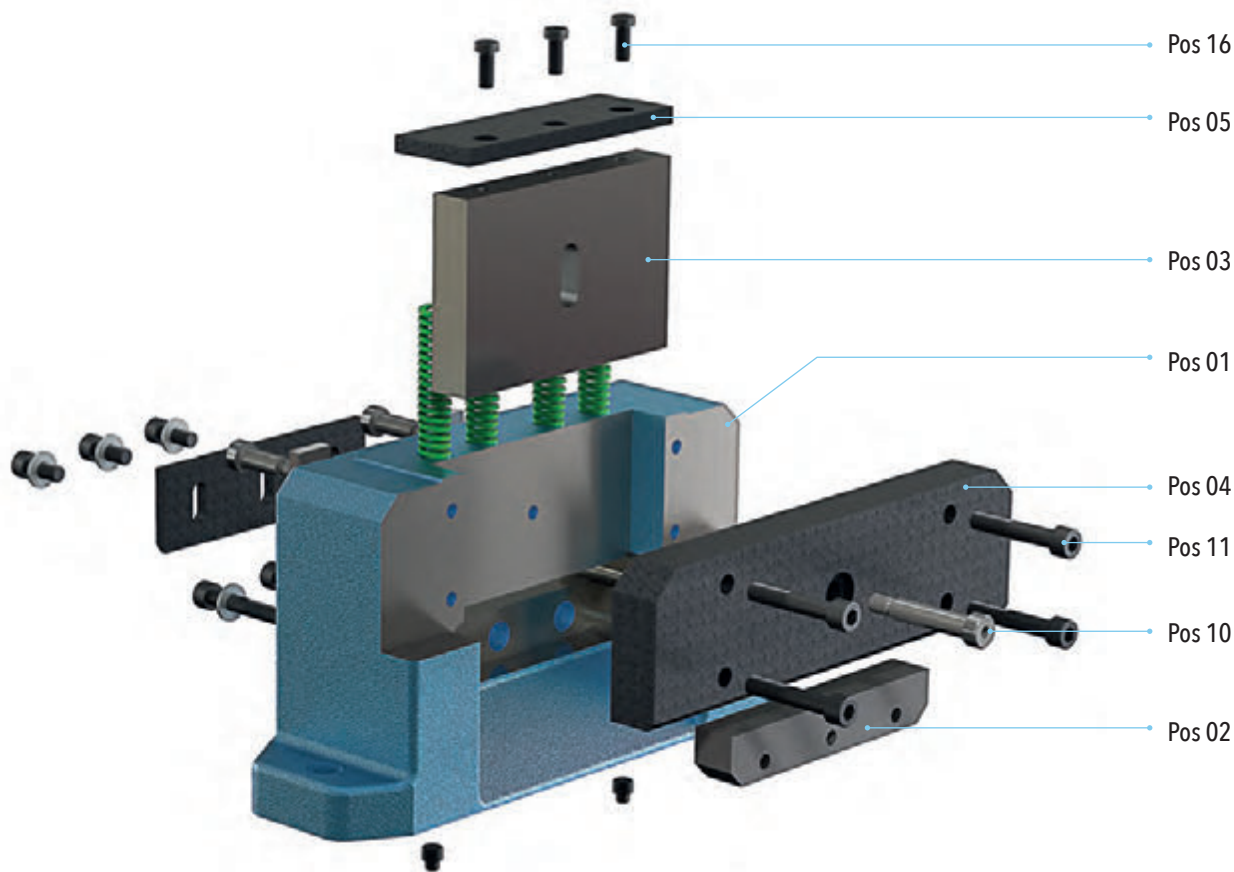
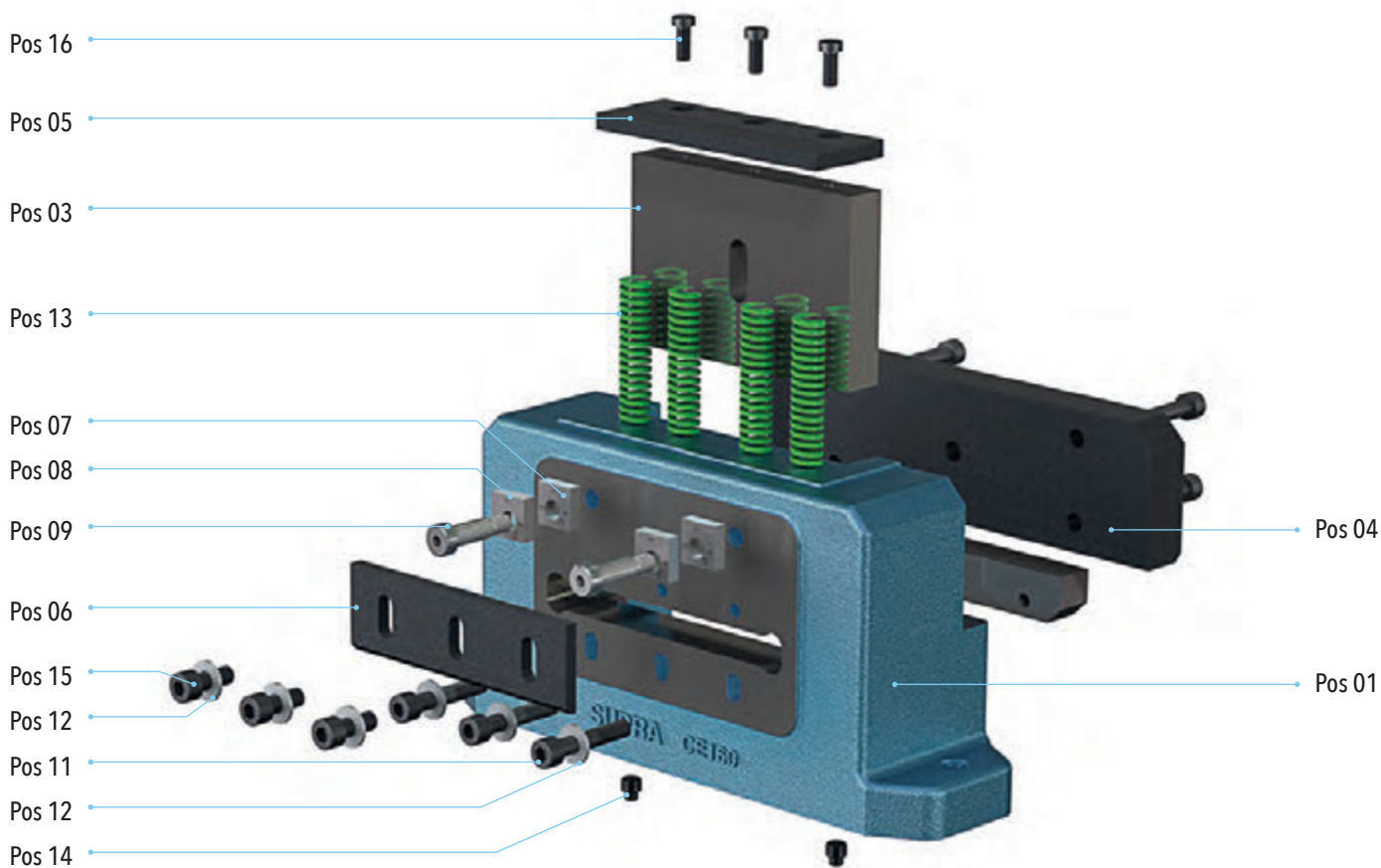
CUTTING UNIT



CE160

**STRIP CUTTING UNIT ALL MATERIALS
MAXIMUM THICKNESS 10MM - MAXIMUM WIDTH 160MM
CLOSE TOOL HEIGHT 200 TO 197MM**

SPARE PARTS FOR UNIT CE 160




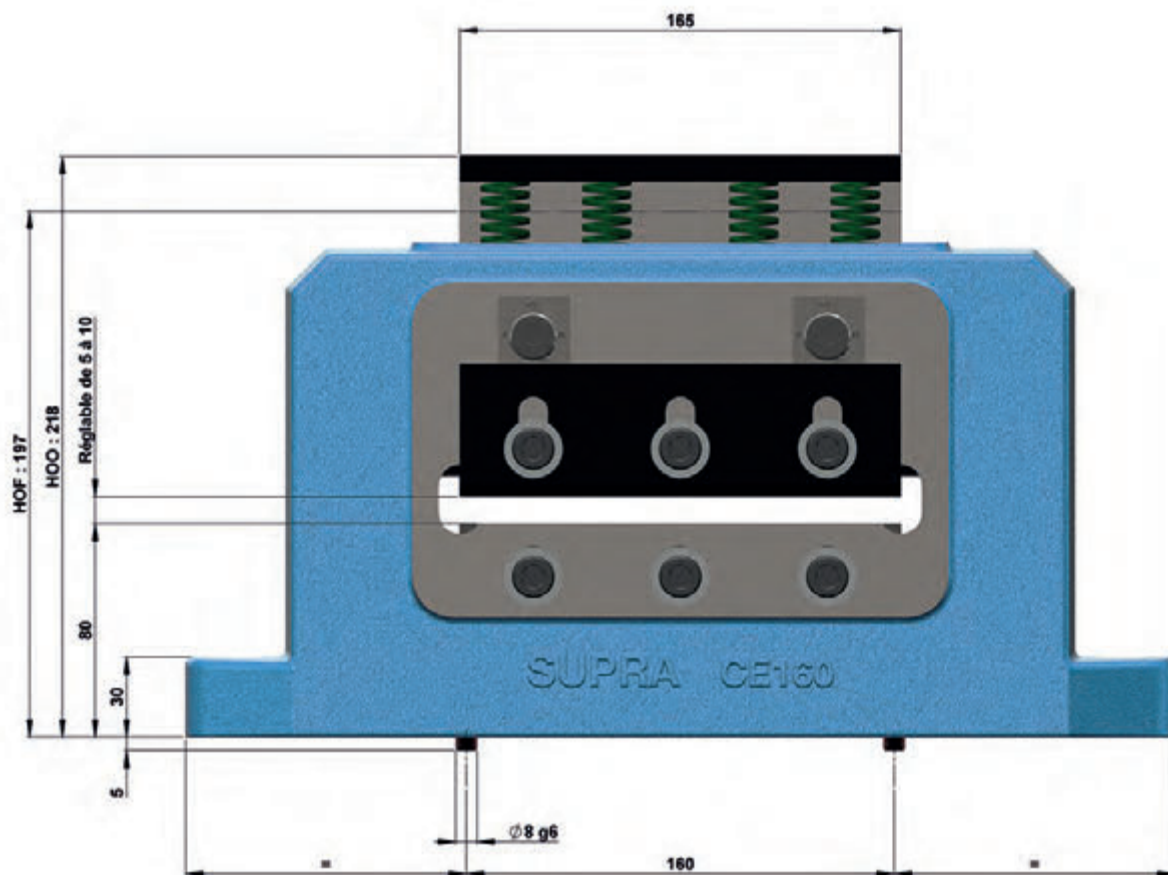


NOMENCLATURE OF SPARE PARTS FOR UNIT CE 160

CE 160


SPARE PARTS

Pos	Qt	Designation	Item code
01	1	Cast-iron body	220-75-33914000
02	1	Die	220-75-33905000
03	1	Standard punch	220-75-33901000
04	1	Holder	220-75-33916000
05	1	Punch cap	220-75-33920000
06	1	Retaining plate	220-75-33931000
07	2	Stop N°1	220-75-33924000
08	2	Stop N°2	220-75-33925000
09	2	Screw	520-16-10X30
10	1	Screw	520-16-10X50
11	7	Screw	520-1110-10X55
12	6	Washer	520-1300-10U
13	4	Spring	520-190-V20X102
14	2	Locating pin	220-00-01061000
15	2	Screw	520-1110-10X25
16	3	Screw	520-1111-8X20
SETS			
Complete unit with punch and die			220-75-33910100
Set punch / die			220-75-33900600






SUPRA
TECHNOLOGIES



PUNCHING UNITS FOR THICK MATERIAL

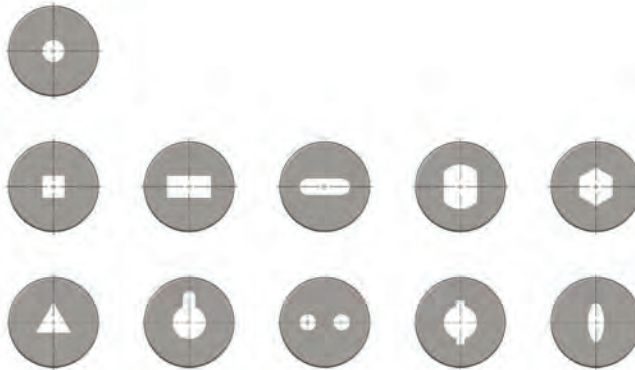


PUNCHING ALL MATERIALS
MAXIMUM THICKNESS 16MM - DIAMETER Ø60 MAXIMUM
CLOSE TOOL HEIGHT 290 TO 287MM

Standard punching
P2E 30 : Ø16 to 30mm
P2E 60 : Ø30 to 60mm


½ Standard punching
P2E 30 : Ø16 to 30mm
P2E 60 : Ø30 to 60mm
Shapes have to inscribe in the Ø max of matching unit

Special punching
P2E 30 : Ø16 to 30mm
P2E 60 : Ø30 to 60mm
Shapes have to inscribe in the Ø max of matching unit



P2E30 - P2E60

SPARE PARTS FOR UNITS P2E 30 & P2E 60

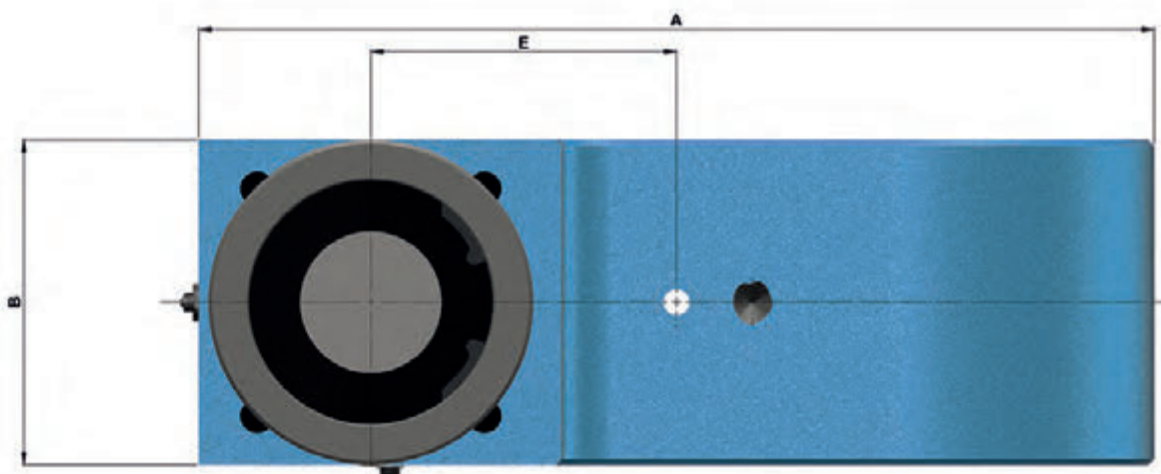
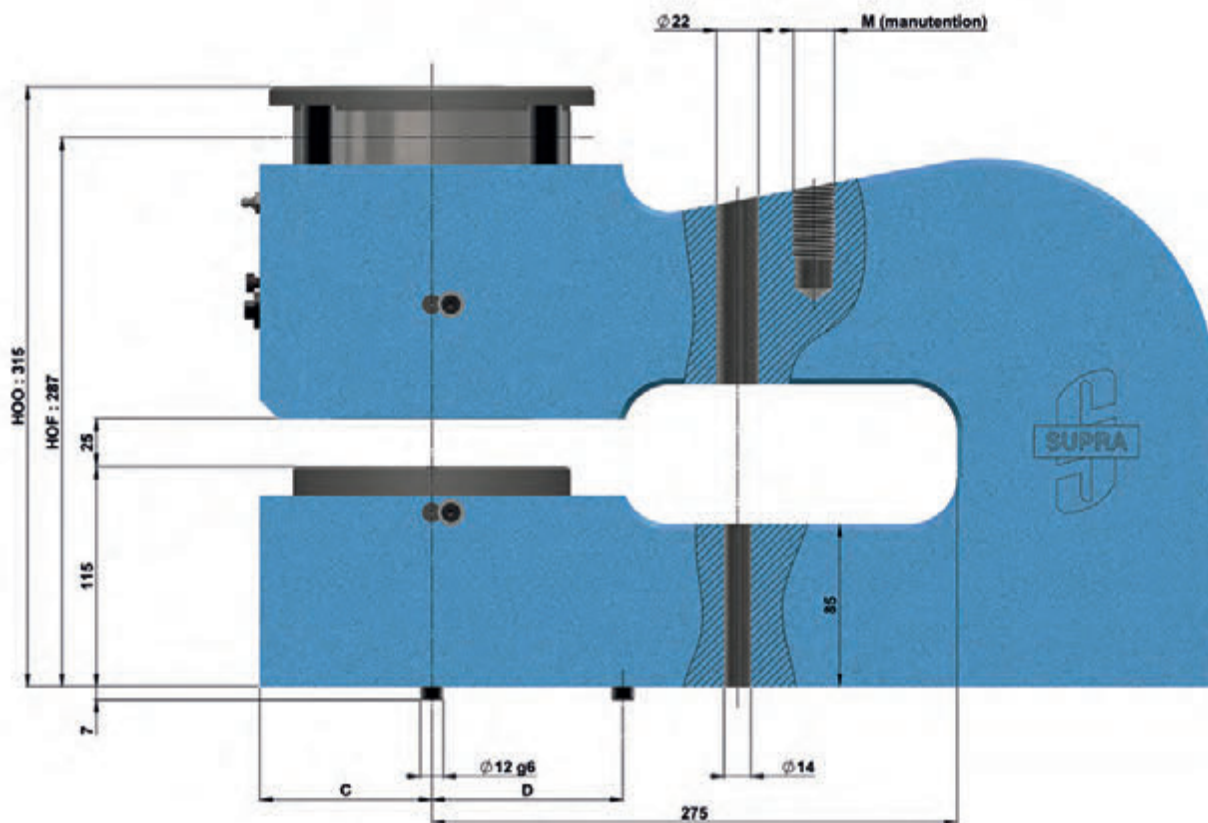




NOMENCLATURE OF SPARE PARTS FOR UNITS P2E 30 & P2E 60

SPARE PARTS						
Pos	Designation	P2E 30		P2E 60		
		Qt	Item code	Qt	Item code	
01	Standard punch	1	220-71-24301000	1	220-72-24601000	
01	½ standard punch	1	220-71-24302000		220-72-24602000	
02	Standard die	1	220-71-24305000	1	220-72-24605000	
02	½ standard die	1	220-71-24306000	1	220-72-24606000	
03	Standard stripper	1	220-71-24310000	1	220-72-24610000	
03	½ standard stripper	1	220-71-24311000	1	220-72-24611000	
04	Punch cap	1	220-71-24320000	1	220-72-24620000	
05	Steel body	1	220-71-24316000	1	220-72-24616000	
06	Spring washer	24	520-1305-703553	8	520-1305-125616	
07	Punch holder washer	1	220-71-24322000	1	220-72-24622000	
08	Outer sleeve	1	220-71-24323000	1	220-72-24623000	
09	Circlips	2	520-127000-72	2	520-127000-128	
10	Screw	1	520-1131-8X16	1	520-1131-8X16	
11	Die holder	1	220-71-24331000	1	220-72-24631000	
12	Felt ring	1	520-21-24309000	1	520-21-24309000	
13	Screw	3	520-1111-6X10	3	520-1111-6X10	
14	Return spring	2	520-190-00805000	4	520-190-00805000	
15	Locating pin	2	220-00-01060000	2	220-00-01060000	
16	Stop	1	220-00-01027000	1	220-00-01027000	
17	Centering	3	220-00-01004500	2	220-00-01004500	
18	Centering	-	-	1	220-00-01003500	
19	Return spring guide	2	220-00-01052500	4	220-00-01052500	
SETS						
Complete unit without punch / die			220-71-24330200		220-72-24630200	
Set punch / die standard			220-71-24300600		220-72-24600600	

UNITS SIZES P2E 30 & P2E 60



UNITS	A	B	C	D	E	M
P2E 30	455	110	60	75	100	M16
P2E 60	500	170	90	100	160	M20



SUPRA
TECHNOLOGIES



PUNCHING UNITS FOR MAGNETIC SHEET




**ONLY CIRCULAR PUNCHING
MAXIMUM THICKNESS 2MM - DIAMETER Ø35 MAXIMUM
CLOSE TOOL HEIGHT 146MM**

- 6 products available**
PTM 15 swan neck 100 and 200mm : Ø3 to 15mm
PTM 25 swan neck 100 and 200mm : Ø15 to 25mm
PTM 35 swan neck 100 and 200mm : Ø25 to 35mm



PTM15 - PTM25 - PTM35



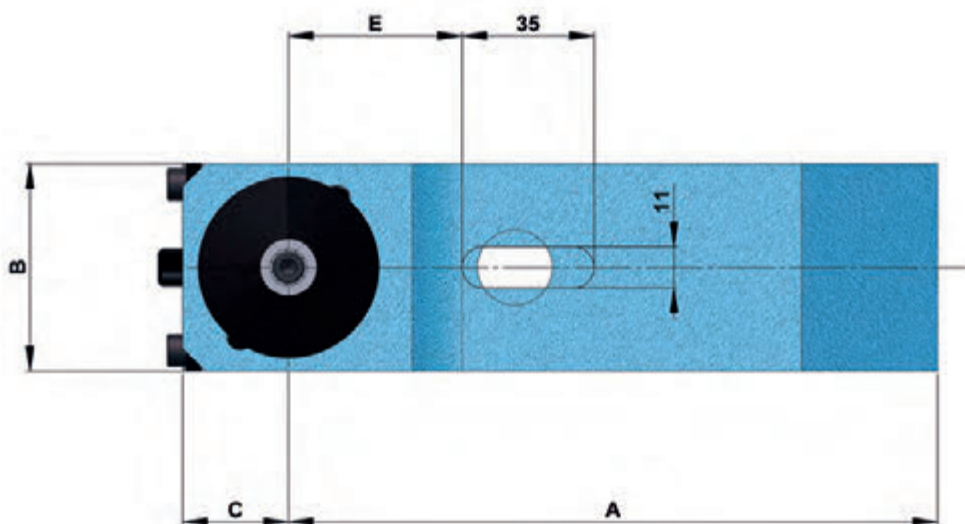
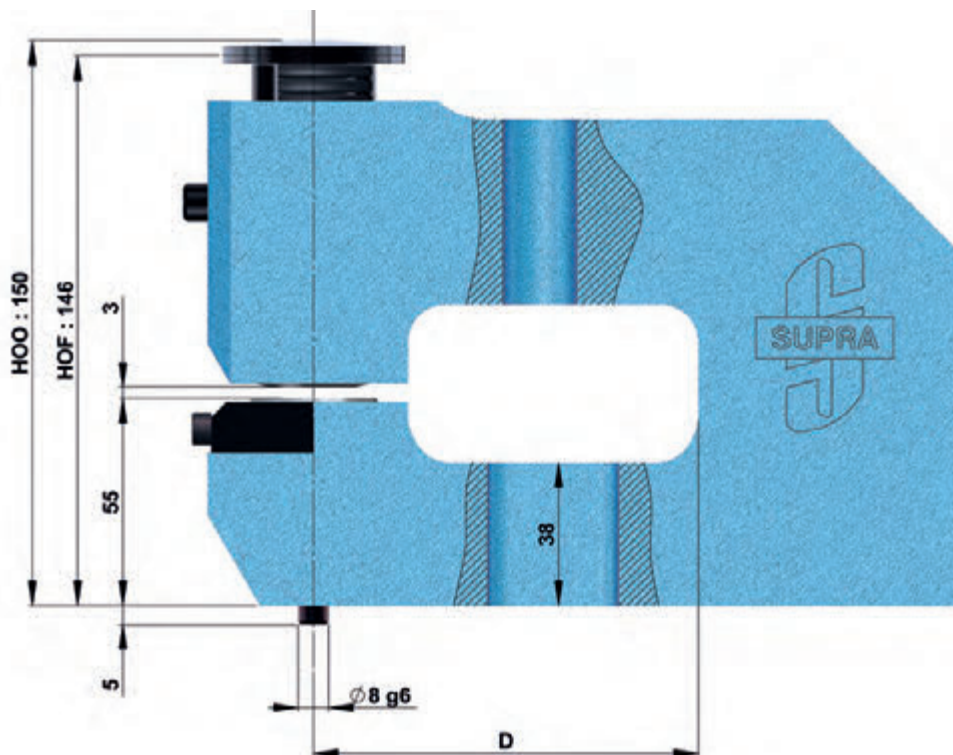
**MOVABLE SET
WITH PUNCH DETAIL**



NOMENCLATURE OF SPARE PARTS FOR UNITS PTM 15 - PTM 25 - PTM 35

SPARE PARTS

Pos	Designation	PTM 15		PTM 25		PTM 35	
		Qt	Item code	Qt	Item code	Qt	Item code
01	Carbide standard punch	1	220-43-07204000	1	220-44-07404000	1	220-45-07604000
01	Steel standard punch	1	220-43-07101000	1	220-44-07301000	1	220-45-07501000
02	Carbide standard die	1	220-43-07208000	1	220-44-07408000	1	220-45-07608000
02	Steel standard die	1	220-43-07105000	1	220-44-07305000	1	220-45-07505000
03	Standard stripper	1	220-43-07110000	1	220-44-07310000	1	220-45-07510000
04	Punch cap	1	220-43-07120000	1	220-44-07320000	1	220-45-07520000
05	Steel body	1	220-43-07114000	1	220-44-07314000	1	220-45-07514000
05	Steel body	1	220-43-07115000	1	220-44-07315000	1	220-45-07515000
06	Spring washer	8	520-1305-315163125	5	520-1305-4020415	5	520-1305-502542
07	Die clamp	1	220-43-07127000	1	220-44-07327000	1	220-45-07527000
08	Screw	2	520-1110-5X35	2	520-1110-5X40	2	520-1110-5X40
09	Retainer ring	1	520-21-01077000	1	520-21-01077000	1	520-21-01077000
10	Stripper stop	1	220-43-01029000	1	220-44-01029500	1	220-45-01030000
11	Column	3	220-43-07132000	3	220-43-07132000	3	220-43-07132000
12	Stop	1	220-00-01028500	1	220-00-01028500	1	220-00-01028500
13	Guide spring	2	220-00-01050500	2	220-00-01050500	2	220-00-01050500
14	Return spring	2	520-190-00803500	2	520-190-00803500	2	520-190-00803500
15	Screw	1	520-1110-5x35	1	520-1110-6X30	1	520-1110-8X20
16	Screw	6	520-1110-3X12	6	520-1110-3X12	6	520-1110-3X12
17	Serrated lock washer	6	520-1306-3	6	520-1306-3	6	520-1306-3
18	Serrated lock washer	1	520-1306-5	1	520-1306-6	1	520-1306-8
19	Locating pin	1	220-00-01061000	1	220-00-01061000	1	220-00-01061000
SETS							
Complete unit without punch / die swan neck 100		220-43-07110200		220-44-07310200		220-45-07510200	
Complete unit without punch / die swan neck 200		220-43-07120200		220-44-07320200		220-45-07520200	
Movable set without punch / die		220-43-07100100		220-44-07300100		220-45-07500100	
Set punch / die standard carbide		220-43-07200600		220-44-07400600		220-45-07600600	
Set punch / die standard steel		220-43-07100600		220-44-07300600		220-45-07500600	



UNITS	A	B	C	D	E
PTM15 x 100	172	55	28	102	46
PTM15 x 200	272	55	28	202	46
PTM25 x 100	172	65	33	102	48
PTM25 x 200	272	65	33	202	48
PTM35 x 100	172	75	38	102	51
PTM35 x 200	272	75	38	202	51



SUPRA
TECHNOLOGIES



PUNCHING UNITS WITH SWAN NECK FOR PROFILES



**PUNCHING ALL MATERIALS
MAXIMUM THICKNESS 4MM - DIAMETER AND SHAPES
INSCRIBED IN Ø20 MAXIMUM CLOSE TOOL HEIGHT 187TO 184MM**

Standard punching

F8 : Ø3 to 8mm
F14 : Ø8 to 14mm
F20 : Ø14 to 20mm

½ Standard punching


F8 : Ø3 to 8mm
F14 : Ø8 to 14mm
F20 : Ø14 to 20mm

Shapes have to inscribe in the Ø max of matching unit

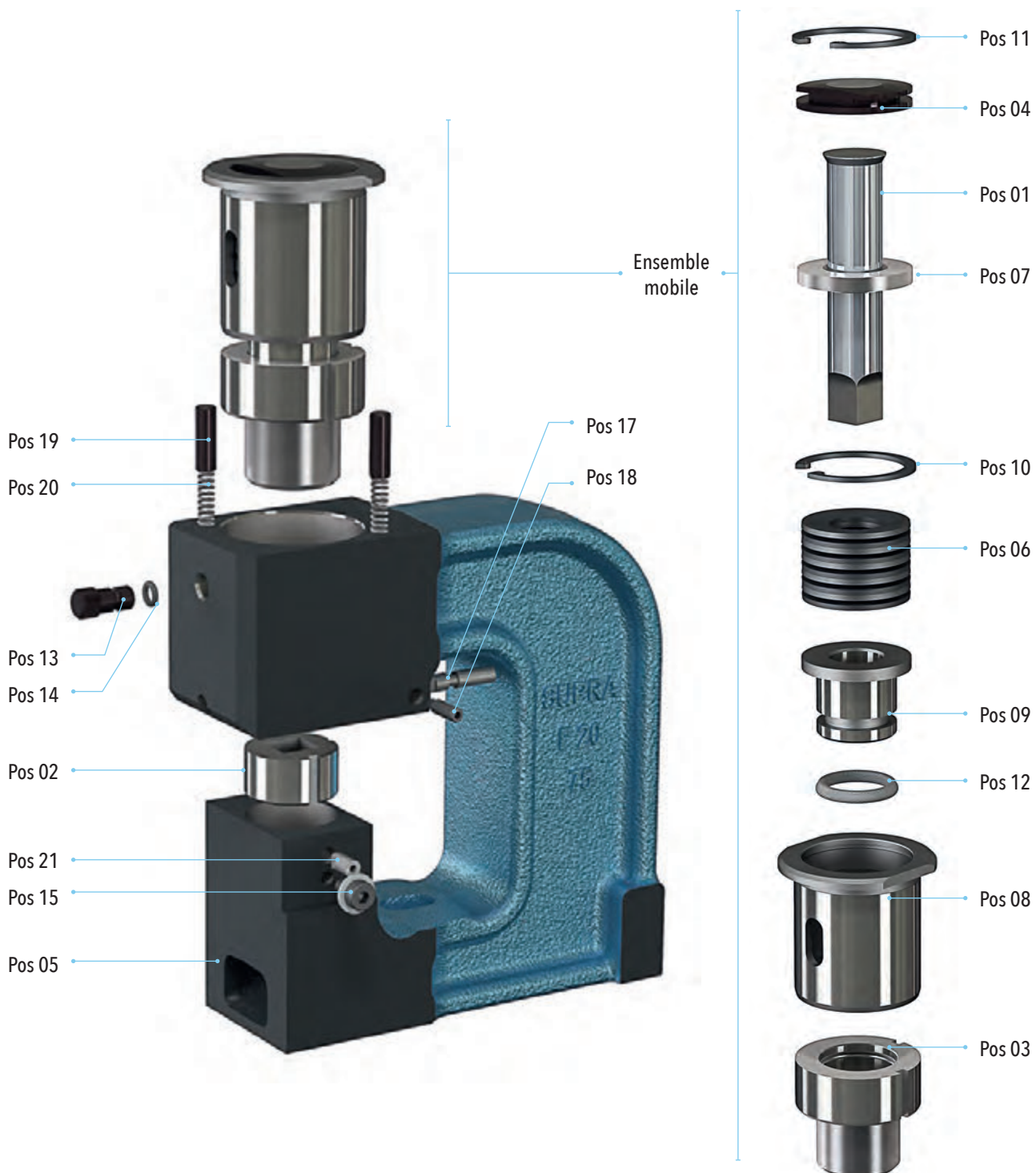
Special punching

F8 : Ø3 to 8mm
F14 : Ø8 to 14mm
F20 : Ø14 to 20mm

Shapes have to inscribe in the Ø max of matching unit



F8 - F14 - F20



**MOVABLE SET
WITH PUNCH DETAIL**



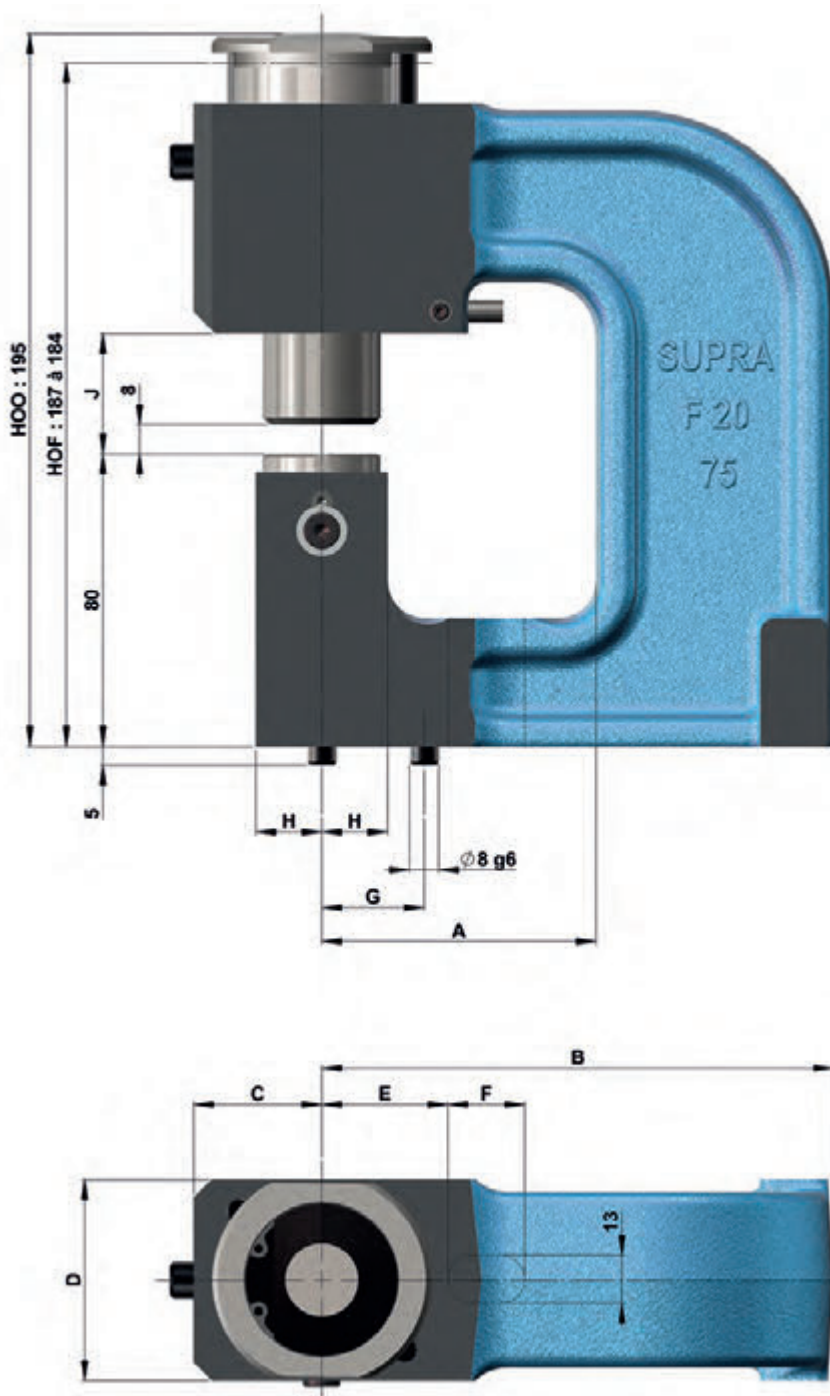
NOMENCLATURE OF SPARE PARTS FOR UNITS F8 - F14 - F20

SPARE PARTS

Pos	Designation	F8		F14		F20	
		Qt	Item code	Qt	Item code	Qt	Item code
01	Standard punch	1	220-26-05101000	1	220-27-05201000	1	220-28-05301000
01	½ standard punch	1	220-26-05102000	1	220-27-05202000	1	220-28-05302000
02	Standard die	1	220-32-08105000	1	220-33-08205000	1	220-34-08305000
02	½ standard die	1	220-41-09106000	1	220-33-08206000	1	220-34-08306000
03	Standard stripper	1	220-26-05110000	1	220-27-05210000	1	220-31-11310000
03	½ standard stripper	1	220-26-05111000	1	220-27-05211000	1	220-31-11311000
04	Punch cap	1	220-03-01120000	1	220-04-01220000	1	220-05-01320000
05	Cast-iron body swan neck 75	1	220-26-05114000	1	220-27-05214000	1	220-28-05314000
05	Cast-iron body swan neck 150	1	220-26-05115000	1	220-27-05215000	1	220-28-05315000
06	Spring washer	24	520-1305-18821	16	520-1305-28142125	10	520-1305-402042
07	Punch holder washer	1	220-03-01122000	1	220-04-01222000	1	220-05-01322000
08	Outer sleeve	1	220-03-01123000	1	220-04-01223000	1	220-05-01323000
09	Inner sleeve	1	220-03-01124000	1	220-04-01224000	1	220-05-01324000
10	Circlips	1	520-127000-20	1	520-127000-30	1	520-127000-42
11	Circlips	1	520-127008-20	1	520-127008-30	1	520-127000-42
12	Ring	1	520-21-01080000	1	520-21-01081000	1	520-21-01082000
13	Stop	1	220-00-01028500	1	220-00-01028500	1	220-00-01028500
14	Ring	1	520-21-01077000	1	520-21-01077000	1	520-21-01077000
15	Screw	1	520-1111-6X10	1	520-1111-6X10	1	520-1111-6X10
16	Locating pin	2	220-00-01060500	2	220-00-01060500	2	220-00-01060500
17	Stripper centering	1	220-00-01001000	1	220-00-01001000	1	220-00-01001000
18	Screw	1	520-1132-5X16	1	520-1132-5X16	1	520-1132-5X16
19	Guide spring	1	220-00-01050500	1	220-00-01050500	2	220-00-01050500
20	Return spring	1	520-190-00803500	1	520-190-00803500	2	520-190-00803500
21	Die centering	1	220-00-01002000	1	220-00-01002000	1	220-00-01002000

SETS

Complete unit without punch / die swan neck swan neck 75	220-26-05110200	220-27-05210200	220-28-05310200
Complete unit without punch / die swan neck swan neck 150	220-26-05120200	220-27-05220200	220-28-05320200
Movable set without punch / die	220-26-05100200	220-27-05200200	220-28-05300200
Set punch / die standard	220-26-05100600	220-27-05200600	220-28-05300600
Set punch / die ½ standard	220-26-05100700	220-27-05200700	220-28-05300700
Set punch / die standard close-fit stripper	220-26-05101900	220-27-05201900	220-28-05301900
Set punch / die / stripper ½ standard	220-26-05100900	220-27-05200900	220-28-05300900




UNITS	A	B	C	D	E	F	G	H	J
F8		140	25	35	37	18	28	9.5	33
F14	75	140	30	45	37	18	28	14	33
F20		140	35	55	37	18	28	18	33
F8		215	25	35	37	73	28	9.5	33
F14	150	215	30	45	37	73	28	14	33
F20		215	35	55	37	73	28	18	33



SUPRA
TECHNOLOGIES



PUNCHING UNITS WITH SWAN NECK FOR PROFILES



UP8 - UP14 - UP20

**PUNCHING ALL MATERIALS
MAXIMUM THICKNESS 4MM - DIAMETER Ø20 MAXIMUM
CLOSE TOOL HEIGHT 207 TO 204MM**

Standard punching

- UP 8 : Ø3 to 8mm
- UP 14 : Ø8 to 14mm
- UP 20 : Ø14 to 20mm

½ Standard punching


- UP 8 : Ø3 to 8mm
- UP 14 : Ø8 to 14mm
- UP 20 : Ø14 to 20mm

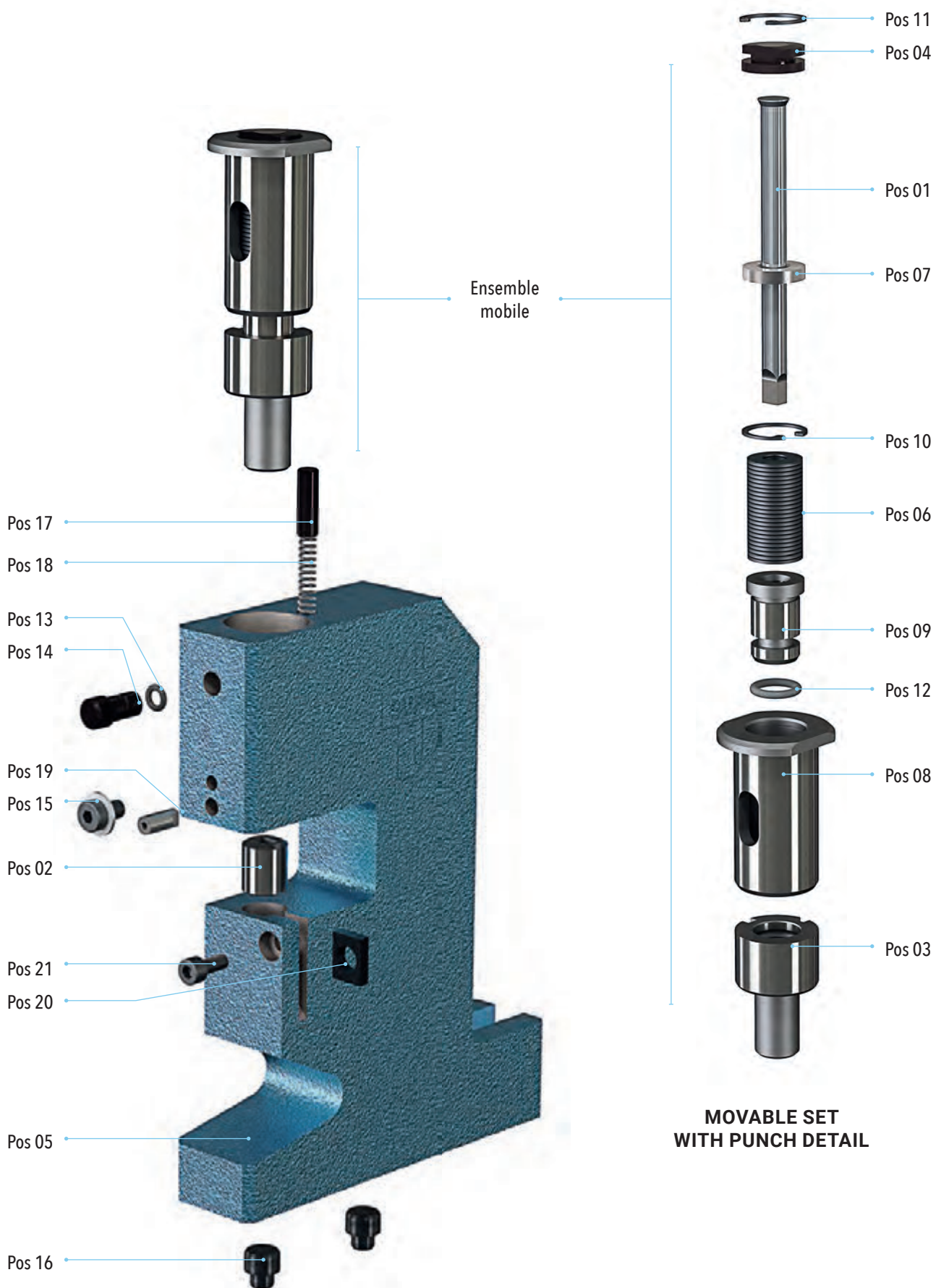
Shapes have to inscribe in the Ø max of matching unit

Special punching

- UP 8 : Ø3 to 8mm
- UP 14 : Ø8 to 14mm
- UP 20 : Ø14 to 20mm

Shapes have to inscribe in the Ø max of matching unit

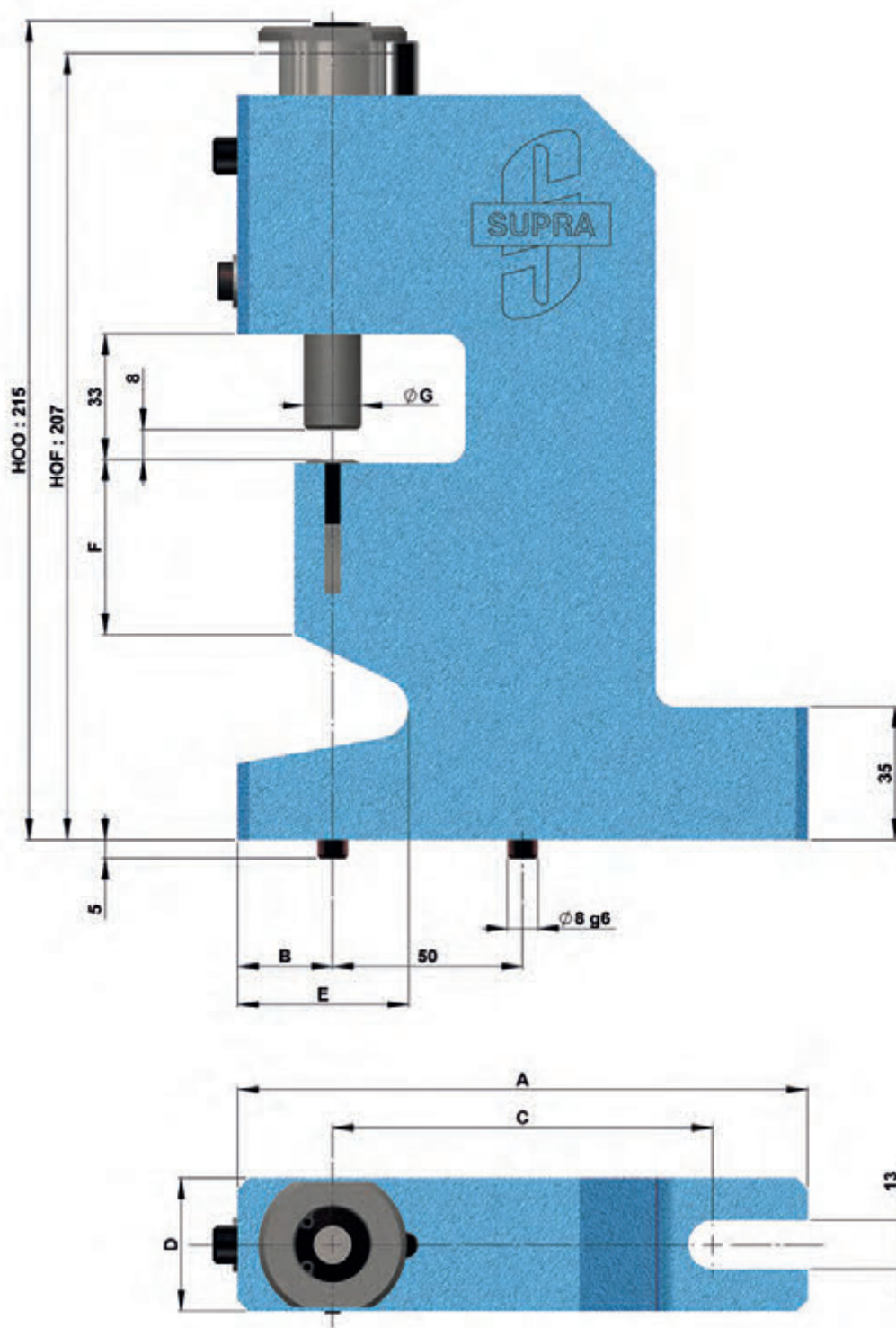






NOMENCLATURE OF SPARE PARTS FOR UNITS UP8 - UP14 - UP20

SPARE PARTS							
Pos	Designation	UP 8		UP 14		UP 20	
		Qt	Item code	Qt	Item code	Qt	Item code
01	Standard punch	1	220-26-05101000	1	220-27-05201000	1	220-28-05301000
01	½ standard punch	1	220-26-05102000	1	220-27-05202000		220-28-05302000
02	Standard die	1	220-32-08105000	1	220-33-08205000	1	220-34-08305000
02	½ standard die	1	220-41-09106000	1	220-33-08206000	1	220-34-08306000
03	Standard stripper	1	220-26-05110000	1	220-27-05210000	1	220-31-11310000
03	½ standard stripper	1	220-26-05111000	1	220-27-05211000	1	220-31-11311000
04	Punch cap	1	220-03-01120000	1	220-04-01220000	1	220-05-01320000
05	Steel body	1	220-29-11114000	1	220-30-11214000	1	220-31-11314000
06	Spring washer	24	520-1305-18821	16	520-1305-28142125	10	520-1305-402042
07	Punch holder washer	1	220-03-01122000	1	220-04-01222000	1	220-05-01322000
08	Outer sleeve	1	220-03-01123000	1	220-04-01223000	1	220-05-01323000
09	Inner sleeve	1	220-03-01124000	1	220-04-01224000	1	220-05-01324000
10	Circlips	1	520-127000-20	1	520-127000-30	2	520-127000-42
11	Circlips	1	520-127008-20	1	520-127008-30	1	520-127000-42
12	Retainer ring	1	520-21-01080000	1	520-21-01081000	1	520-21-01082000
13	Retainer ring	1	520-21-01077000	1	520-21-01077000	1	520-21-01077000
14	Stop	1	220-00-01028500	1	220-00-01028500	1	220-00-01028500
15	Screw	1	520-1111-6X10	1	520-1111-6X10	1	520-1111-6X10
16	Locating pin	2	220-00-01061000	2	220-00-01061000	2	220-00-01061000
17	Guide spring	1	220-00-01050500	1	220-00-01050500	2	220-00-01050500
18	Return spring	1	520-190-00803500	1	520-190-00803500	2	520-190-00803500
19	Centering	1	220-00-01002500	1	220-00-01002500	1	220-00-01002500
20	Guide bar	1	220-29-11157000	1	220-29-11157000	1	220-29-11157000
21	Screw	1	520-1110-5X25	1	520-1110-5X25	1	520-1110-5X25
SETS							
Complete unit without punch / die swan neck			220-29-11110200		220-30-11210200		220-31-11310200
Movable set without punch / die			220-29-11100200		220-30-11200200		220-31-11300200
Set punch / die standard			220-26-05100600		220-27-05200600		220-28-05300600
Set punch / die ½ standard			220-26-05100700		220-27-05200700		220-28-05300700
Set punch / die standard close-fit stripper			220-26-05101900		220-27-05201900		220-28-05301900
Set punch / die / stripper ½ standard			220-26-05100900		220-27-05200900		220-28-05300900




UNITS	A	B	C	D	E	F	G
UP 8	150	25	100	35	45	45	15
UP 14	165	30	110	45	50	50	24
UP 20	185	35	125	55	55	50	32



SUPRA
TECHNOLOGIES



PUNCHING UNITS WITH SWAN NECK FOR PROFILES



PUNCHING ALL MATERIALS
MAXIMUM THICKNESS 10MM - DIAMETER Ø35 MAXIMUM
CLOSE TOOL HEIGHT 220MM TO 217MM

Standard punching

FE 20 : Ø5 to 20mm
FE 35 : Ø20 to 35mm



½ Standard punching

FE 20 : Ø5 to 20mm
FE 35 : Ø20 to 35mm
Shapes have to inscribe in the Ø max of matching unit



Special punching

FE 20 : Ø5 to 20mm
FE 35 : Ø20 to 35mm
Shapes have to inscribe in the Ø max of matching unit



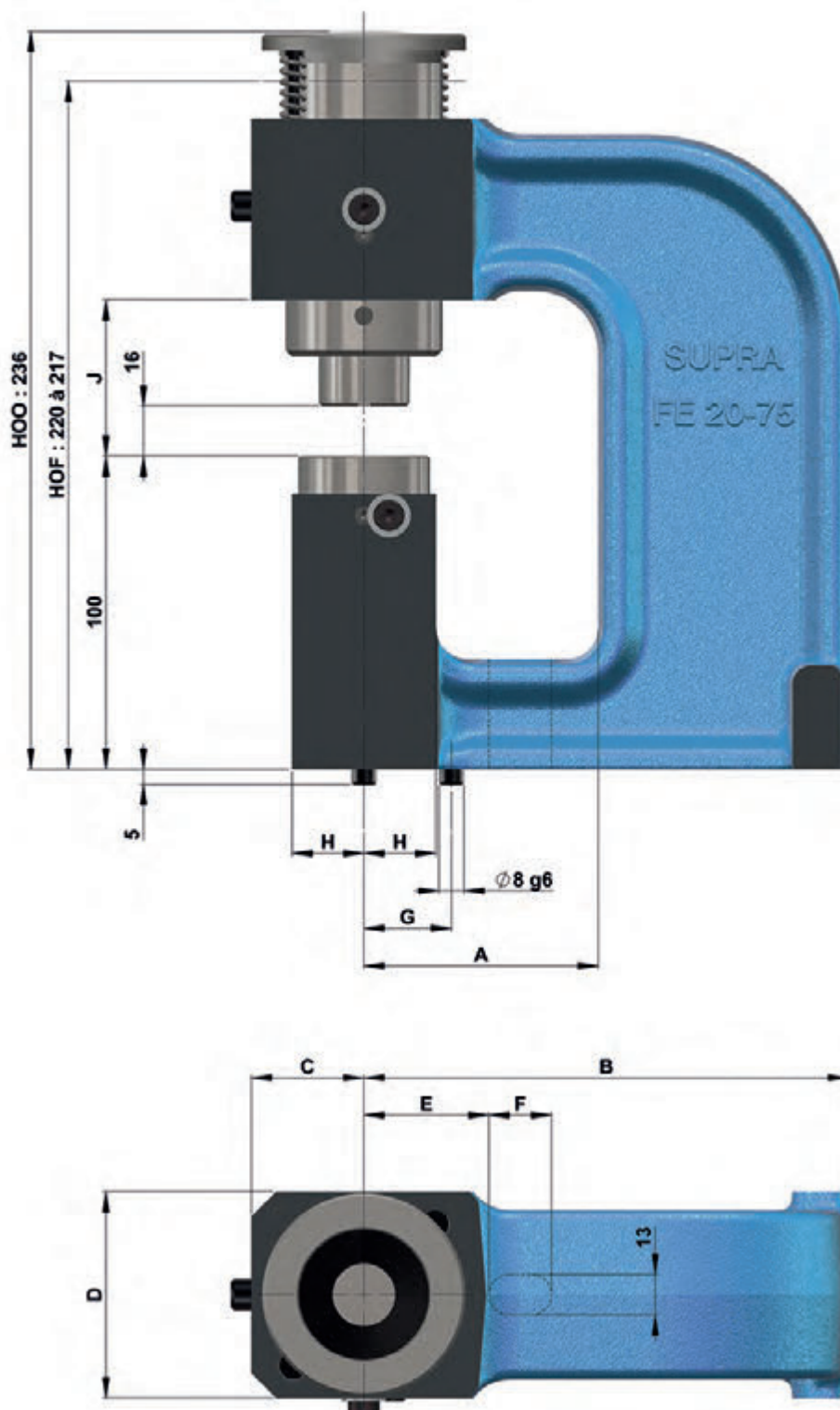
FE20 - FE35





NOMENCLATURE OF SPARE PARTS FOR UNITS FE 20 – FE 35

SPARE PARTS					
Pos	Designation	FE 20		FE 35	
		Qt	Item code	Qt	Item code
01	Standard punch	1	220-46-03101000	1	220-47-03201000
01	½ standard punch	1	220-46-03102000	1	220-47-03202000
02	Standard die	1	220-60-06105000	1	220-61-06205000
02	½ standard die	1	220-60-06106000	1	220-61-06206000
03	Standard stripper	1	220-60-06110000	1	220-61-0621000
03	½ standard stripper	1	220-60-06111000	1	220-61-06211000
04	Punch cap	1	220-46-03120000	1	220-47-03220000
05	Cast-iron body swan neck 75	1	220-60-06114000	1	220-61-06214000
05	Cast-iron body swan neck 150	1	220-60-06115000	1	220-61-06215000
06	Spring washer	19	520-1305-402042	12	520-1305-5628525
07	Punch holder washer	1	220-46-03122000	–	–
08	Outer sleeve	1	220-60-06124000	–	–
09	Circlips	2	520-127000-42	1	520-127008-35
10	Ring	1	520-21-01077000	1	520-21-01077000
11	Stop	1	220-00-01028500	1	220-00-01028500
12	Screw	2	520-1110-6X10	2	520-1110-6X10
13	Return spring	2	520-190-00804000	2	520-190-00804000
14	Guide spring	2	220-00-01051500	2	220-00-01051500
15	Centering	2	220-00-01002000	2	220-00-01002000
16	Centering	1	220-00-01003000	–	–
17	Screw	1	520-1133-4X10	–	–
18	Locating pin	2	220-00-01060500	2	220-00-01060500
19	Centering ring	–	–	1	220-61-06250000
20	Washer	–	–	1	520-1307-10
21	Pin	–	–	1	520-1410-3X10
22	Screw	–	–	1	520-1120-10X40
SETS					
Complete unit without punch / die swan neck swan neck 75		220-60-06110200		220-61-06210200	
Complete unit without punch / die swan neck swan neck 150		220-60-06120200		220-61-06220200	
Movable set without punch / die		220-60-06100200		220-61-06200200	
Set punch / die standard		220-60-06100600		220-61-06200600	
Set punch / die ½ standard		220-60-06100700		220-61-06200700	
Set punch / die standard close-fit stripper		220-60-06101900		220-61-06201900	
Set punch / die / stripper ½ standard		220-60-06100900		220-61-06200900	



UNITS	A	B	C	D	E	F	G	H	J
FE 20	75	155	36	66	40	20	28	23	50
FE 35		160	44	82	48	16	35	32	46
FE 20	150	230	36	66	40	80	28	23	50
FE 35		230	44	82	48	60	35	32	46



SUPRA
TECHNOLOGIES



PUNCHING UNITS WITH SWAN NECK FOR PROFILES



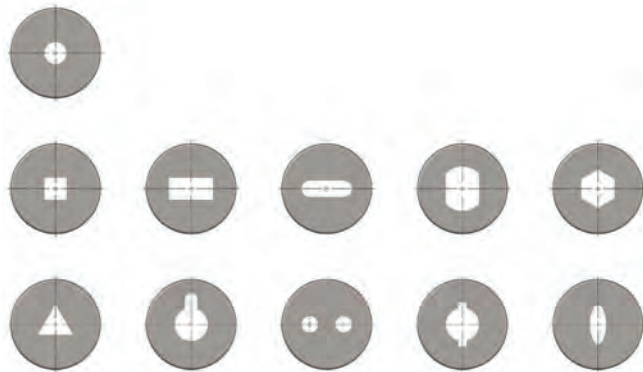
UPE20 - UPE35

**PUNCHING ALL MATERIALS
MAXIMUM THICKNESS 10MM - DIAMETER Ø35 MAXIMUM
CLOSE TOOL HEIGHT 260 TO 257MM**

Standard punching
UP 20 : Ø5 to 20mm
UP 35 : Ø20 to 35mm

½ Standard punching
UP 20 : Ø5 to 20mm
UP 35 : Ø20 to 35mm
Shapes have to inscribe in the Ø max of matching unit

Special punching
UP 20 : Ø5 to 20mm
UP 35 : Ø20 to 35mm
Shapes have to inscribe in the Ø max of matching unit







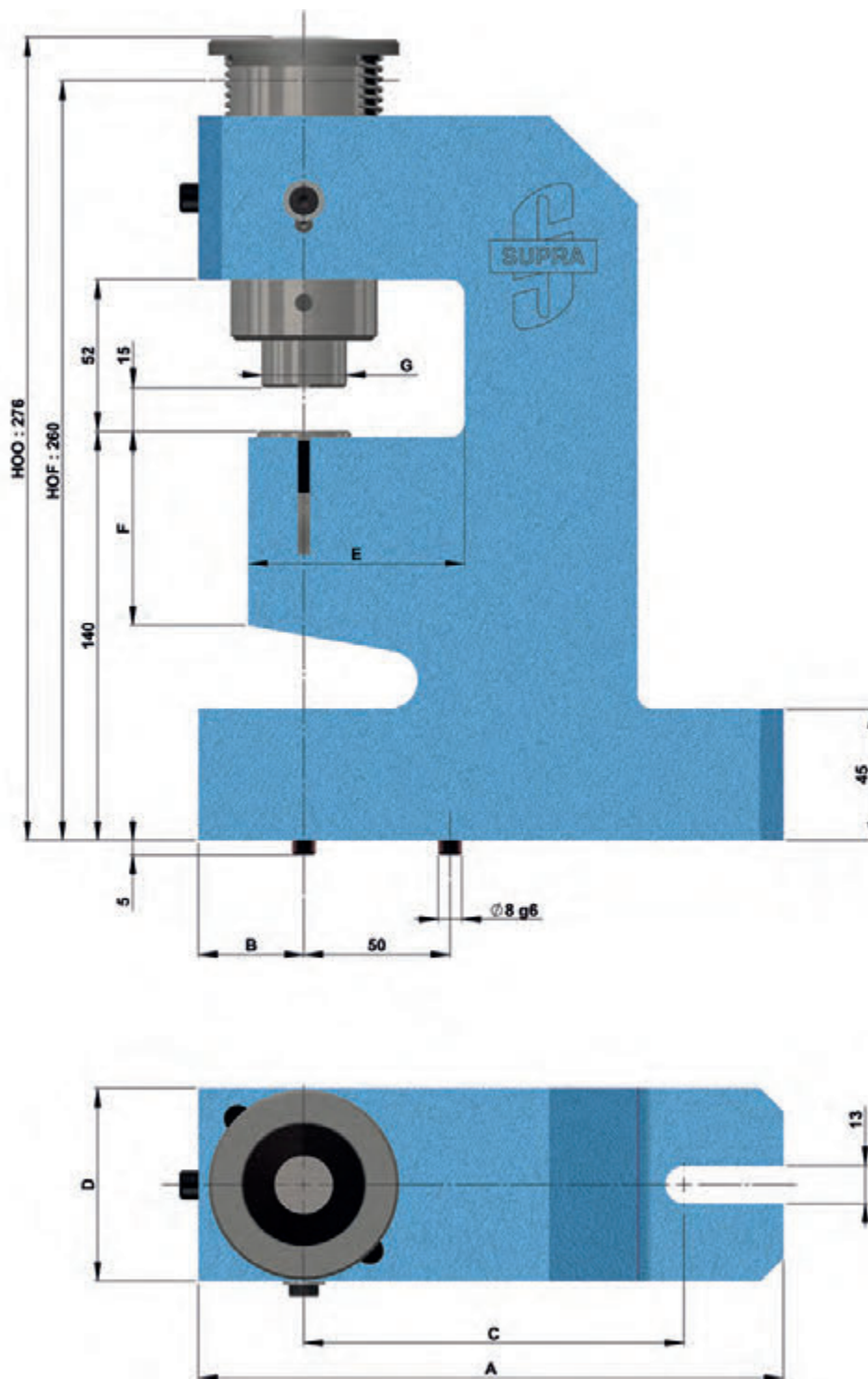
NOMENCLATURE OF SPARE PARTS FOR UNITS UPE 20 - UPE 35

SPARE PARTS

Pos	Designation	UPE 20		UPE 35	
		Qt	Item code	Qt	Item code
01	Standard punch	1	220-46-03101000	1	220-47-03201000
01	½ standard punch	1	220-46-03102000	1	220-47-03202000
02	Standard die	1	220-63-12105000	1	220-64-12205000
02	½ standard die	1	220-63-12106000	1	220-64-12206000
03	Standard stripper	1	220-60-06110000	1	220-61-06210000
03	½ standard stripper	1	220-60-06111000	1	220-61-06211000
04	Punch cap	1	220-46-03120000	1	220-47-03220000
05	Steel body	1	220-63-12114000	1	220-64-12214000
06	Spring washer	19	520-1305-402042	12	520-1305-5628525
07	Punch holder washer	1	220-46-03122000	-	-
08	Outer sleeve	1	220-60-06124000	-	-
09	Circlips	2	520-127000-42	1	520-127008-35
10	Ring	1	520-21-01077000	1	520-21-01077000
11	Stop	1	220-00-01028500	1	220-00-01028500
12	Screw	1	520-1111-6X10	1	520-1111-6X10
13	Return spring	2	520-190-00804000	2	520-190-00804000
14	Guide spring	2	220-00-01051500	2	220-00-01051500
15	Centering	1	220-00-01002000	1	220-00-01002000
16	Centering	1	220-00-01003000	-	-
17	Screw	1	520-1133-4X10	-	-
18	Locating pin	2	220-00-01061000	2	220-00-01061000
19	Centering ring	-	-	1	220-61-06250000
20	Washer	-	-	1	520-1307-10
21	Pin	-	-	1	520-1410-3X10
22	Screw	-	-	1	520-1120-10X40
23	Screw	1	520-1110-6X25	1	520-1110-6X40
24	Guide bar	1	220-63-12157000	1	220-63-12157000

SETS


Complete unit without punch / die	220-63-12110200	220-64-12210200
Movable set without punch / die	220-60-06100200	220-61-06200200
Set punch / die standard	220-63-12100600	220-64-12200600
Set punch / die ½ standard	220-63-12100700	220-64-12207000
Set punch / die standard close-fit stripper	220-63-12101900	220-64-12201900
Set punch / die / stripper ½ standard	220-63-12100900	220-64-12200900




UNITS	A	B	C	D	E	F	G
UPE 20	200	36	130	66	78	65	30
UPE 35	215	44	135	82	84	57	59



SUPRA
TECHNOLOGIES

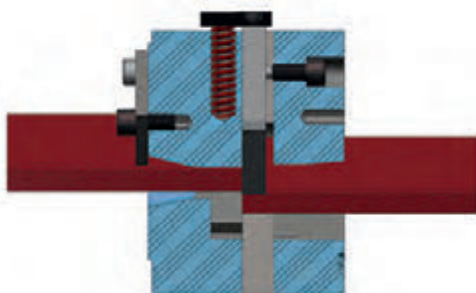


ANGLE IRON CUTTING UNIT




**ANGLE IRON CUTTING UNIT ALL MATERIALS
CAPACITY 70X70X7 - CLOSE TOOL HEIGHT 191MM**

Cut without scrap



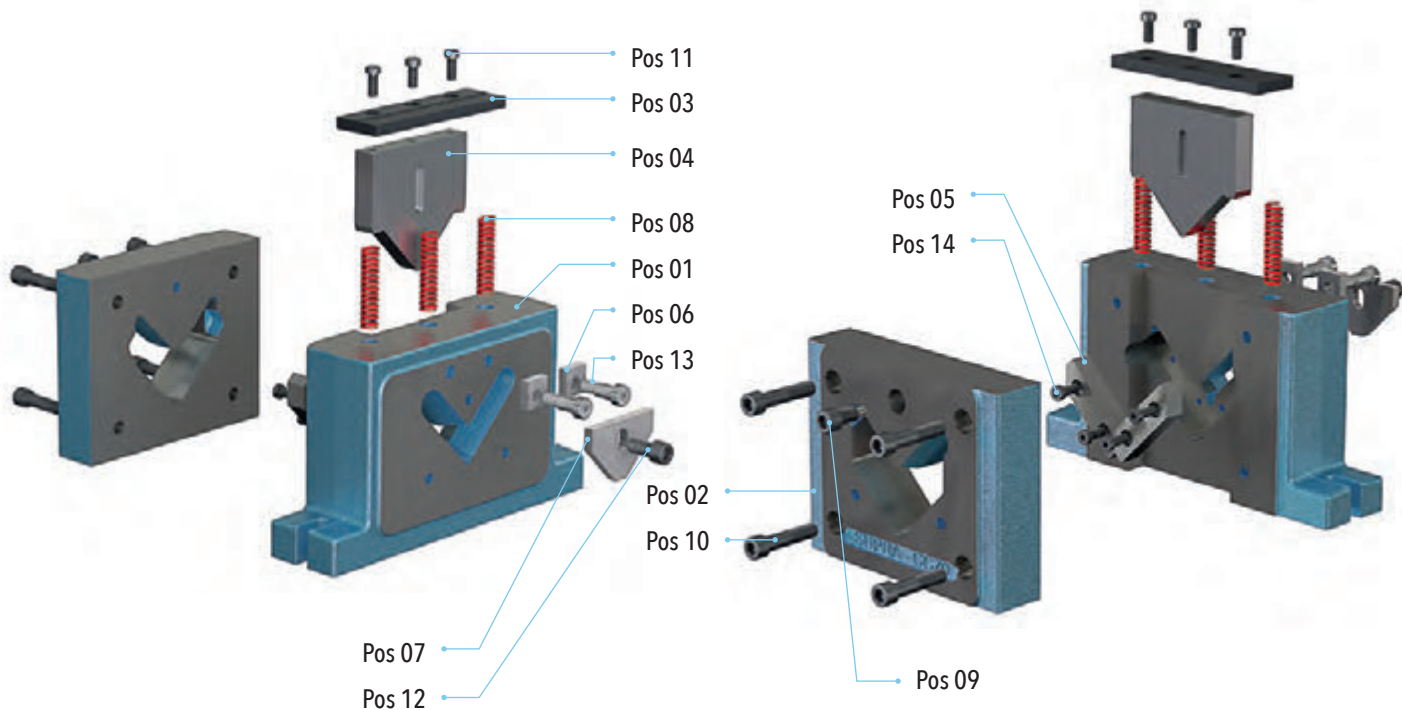
Cut with scrap



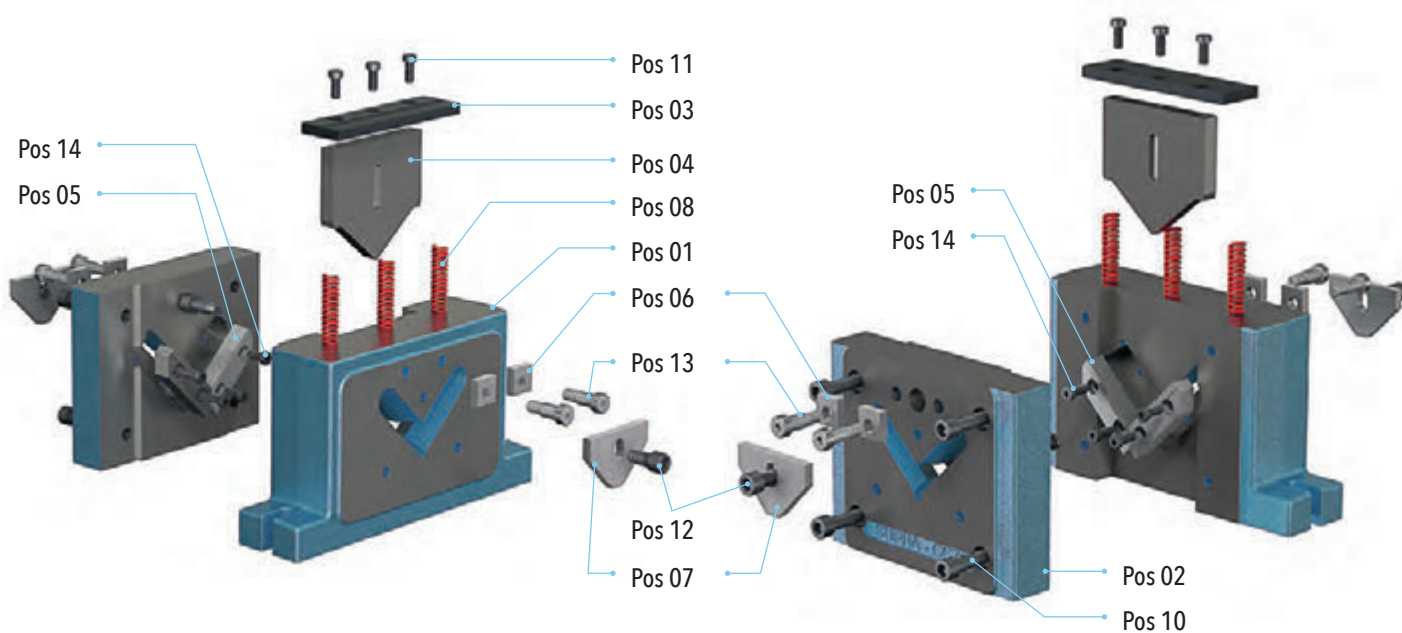
CC70



CUT WITHOUT SCRAP



CUT WITH SCRAP



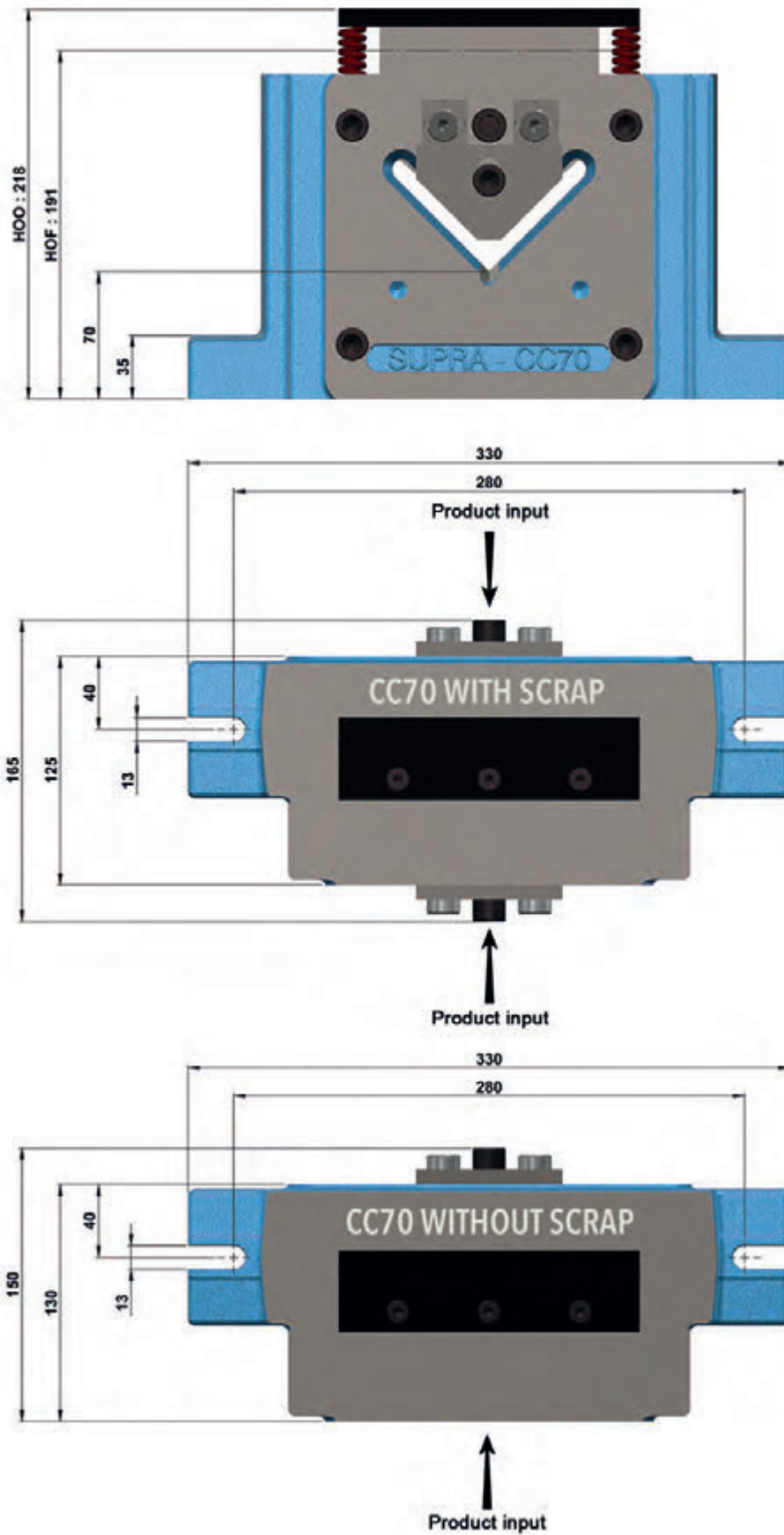


CC70 CUT WITHOUT SCRAP

SPARE PARTS			
Pos	Qt	Designation	Item code
01	1	Steel body	220-81-33514000
02	1	Holder	220-81-33515000
03	1	Punch cap	220-81-33520000
04	1	Standard punch without scrap	220-81-33501000
05	1	Set 2 dies without scrap	220-81-33505000
06	2	Stop N°2	220-75-33925000
07	1	Retaining plate	220-81-33531000
08	3	Spring	520-190-R16X89
09	1	Stopping screw	220-00-00455500
10	4	Screw	520-1110-12X55
11	3	Screw	520-1111-8X20
12	1	Screw	520-1110-12X25
13	2	Screw	520-16-10X20
14	4	Screw	520-1111-8X20
SETS			
Complete unit without scrap with punch/die			220-81-33510100
Set punch / die without scrap			220-81-33510600

CC70 CUT WITH SCRAP

SPARE PARTS			
Pos	Qt	Designation	Item code
01	1	Steel body	220-81-33514000
02	1	Holder	220-81-33516000
03	1	Punch cap	220-81-33520000
04	1	Standard punch with scrap	220-81-33502000
05	2	Set 2 dies with scrap	220-81-33506000
06	4	Stop N°2	220-75-33925000
07	2	Retaining plate	220-81-33531000
08	3	Spring	520-190-R16X89
09	1	Stopping screw	220-00-00455500
10	4	Screw	520-1110-12X55
11	3	Screw	520-1111-8X20
12	2	Screw	520-1110-12X25
13	4	Screw	520-16-10X20
14	8	Screw	520-1111-8X20
SETS			
Complete unit with scrap with punch/die			220-81-33520100
Set punch / die with scrap			220-81-33520600






SUPRA
TECHNOLOGIES



TUBE CUTTING UNITS



TT28 - TT50

**TUBE CUTTING ALL MATERIALS
MAXIMUM THICKNESS 2MM - DIAMETER Ø50 MAXIMUM**

Standard cutting
TT 28 : Ø8 to 30mm
TT 50 : Ø25 to 50mm



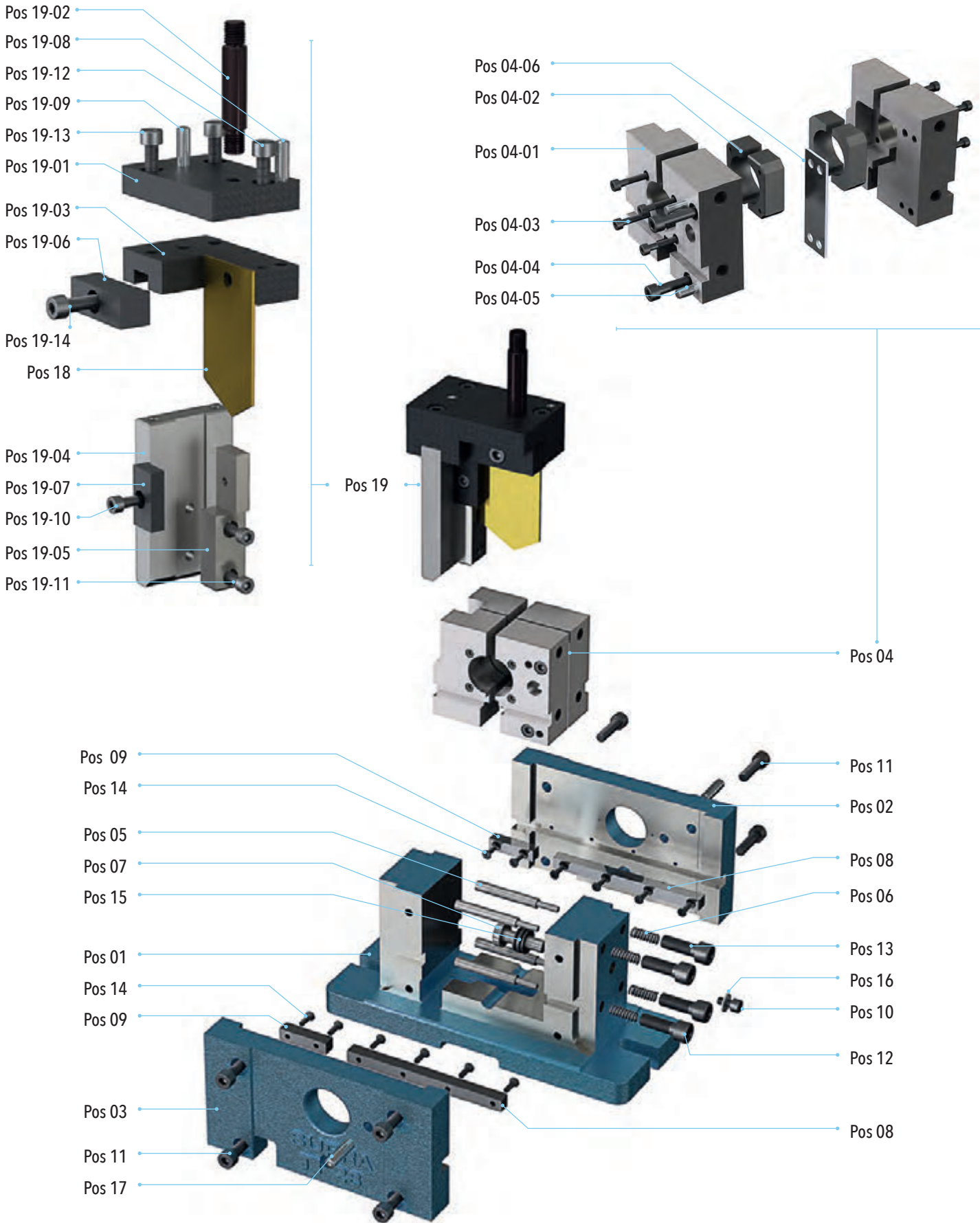
½ Standard cutting
TT 28 : Ø8 to 30mm
TT 50 : Ø25 to 50mm
The profile has to inscribe in the Ø max of the tool



Special cutting on request
TT 28 : Ø8 to 30mm
TT 50 : Ø25 to 50mm
The profile has to inscribe in the Ø max of the tool



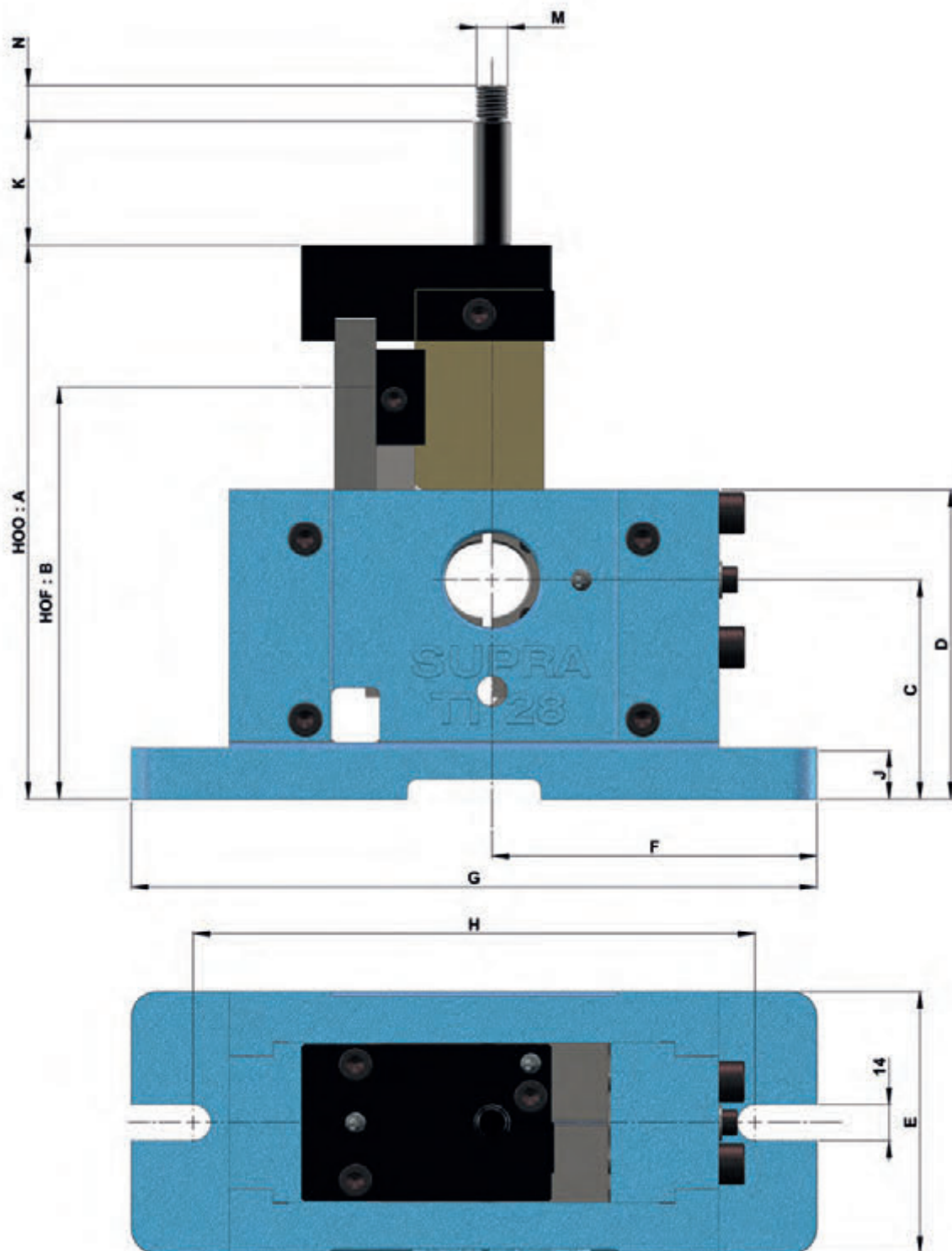
SPARE PARTS FOR UNITS TT 28 & TT 50





NOMENCLATURE OF SPARE PARTS FOR UNITS TT 28 & TT 50

SPARE PARTS					
Pos	Designation	TT 28		TT 50	
		Qt	Item code	Qt	Item code
01	Cast-iron body	1	220-82-50114000	1	220-83-50214000
02	Cast iron rear flange	1	220-82-50115000	1	220-83-50215000
03	Cast iron front flange	1	220-82-50116000	1	220-83-50216000
04	Die holder with standard inserts, includes:	1	220-82-50141200	1	220-83-50241300
04-01	Die holder	1	220-82-50141000	1	220-83-50241000
04-02	Standard set of inserts	1	220-82-50171000	1	220-83-50271000
04-03	Screw	8	520-1110-4X20	8	520-1110-5X20
04-04	Screw	2	520-1110-6X40	2	520-1110-6X45
04-05	Pin	2	520-1410-6X40	2	520-1410-6X50
04-06	Shim die	1	220-82-50151000	1	220-83-50253000
04	Die holder with ½ standard inserts, includes:	1	220-82-50142200	1	220-83-50242300
04-01	Die holder	1	220-82-50141000	1	220-83-50241000
04-02	½ standard set of inserts	1	220-82-50172000	1	220-83-50272000
04-03	Screw	8	520-1110-4X20	8	520-1110-5X20
04-04	Screw	2	520-1110-6X40	2	520-1110-6X45
04-05	Pin	2	520-1410-6X40	2	520-1410-6X50
04-06	Shim die	1	220-82-50151000	1	220-83-50253000
05	Movable die tappet	4	220-82-01071500	4	220-83-01070000
06	Tappet spring	4	520-190-00811000	4	520-190-00811000
07	Fix die tappet	1	220-82-01071000	1	220-83-01070500
08	Key	2	220-82-50127000	2	220-83-50227000
09	Key	2	220-82-50128000	2	220-83-50228000
10	Screw	1	520-1110-6X12	1	520-1110-6X12
11	Screw	8	520-1110-8X30	8	520-1110-10X30
12	Screw	2	520-1110-10X20	2	520-1110-10X25
13	Screw	2	520-1110-10X16	2	520-1110-10X20
14	Screw	12	520-1120-4X15	14	520-1110-4X15
15	Spring washer	8	520-1305-201021	8	520-1305-201021
16	Washer	1	520-1300-6U	1	520-1300-6U
17	Pin	2	520-1410-8X30	2	520-1410-8X30
18	Standard blade	1	220-82-50102100	1	220-83-50202300
18	½ standard blade	1	220-82-50102200	1	220-83-50203200
19	Blade holder set includes:		220-82-50100200		220-83-50200200
19-01	Punch cap	1	220-82-50120000	1	220-83-50220000
19-02	Stem	1	220-82-50124000	1	220-83-50224000
19-03	Cam holder plate	1	220-82-50123000	1	220-83-50223000
19-04	Cam	1	220-82-50140000	1	220-83-50240000
19-05	Back blade clamp	1	220-82-50129000	1	220-83-50229000
19-06	Head blade clamp	1	220-82-50130000	1	220-83-50230000
19-07	Blade clamp	1	220-82-50131000	1	220-83-50231000
19-08	Pin	1	520-1410-8X30	1	520-1410-8X30
19-09	Pin	1	520-1410-8X20	1	520-1410-8X25
19-10	Screw	1	520-1110-6X12	1	520-1110-6X12
19-11	Screw	2	520-1110-6X20	2	520-1110-8X25
19-12	Screw	2	520-1110-8X30	1	520-1110-10X25
19-13	Screw	2	520-1110-8X35	2	520-1110-8X35
19-14	Screw	-	-	1	520-1110-10X35
SETS					
Complete standard unit			220-82-50112100		220-83-50213100
Complete ½ standard unit			220-82-50112400		220-83-50213400




UNITS	A	B	C	D	E	F	G	H	J	K	M	N
TT28	215	160	85	120	102	133	266	218	20	48	M12	14
TT 50	285	195	100	152	110	176,5	353	303	23	44	M14	18



SUPRA
TECHNOLOGIES



TUBES NOTCHING UNITS



TUBES NOTCHING ALL MATERIALS
MAXIMUM THICKNESS 3MM - DIAMETER Ø50 MAXIMUM

Standard notching

GT 28 : Ø10 to 28mm
GT 50 : Ø25 to 50mm

½ Standard notching

GT 28 : Ø10 to 28mm
GT 50 : Ø25 to 50mm

The profile has to inscribe in the Ø max of the tool

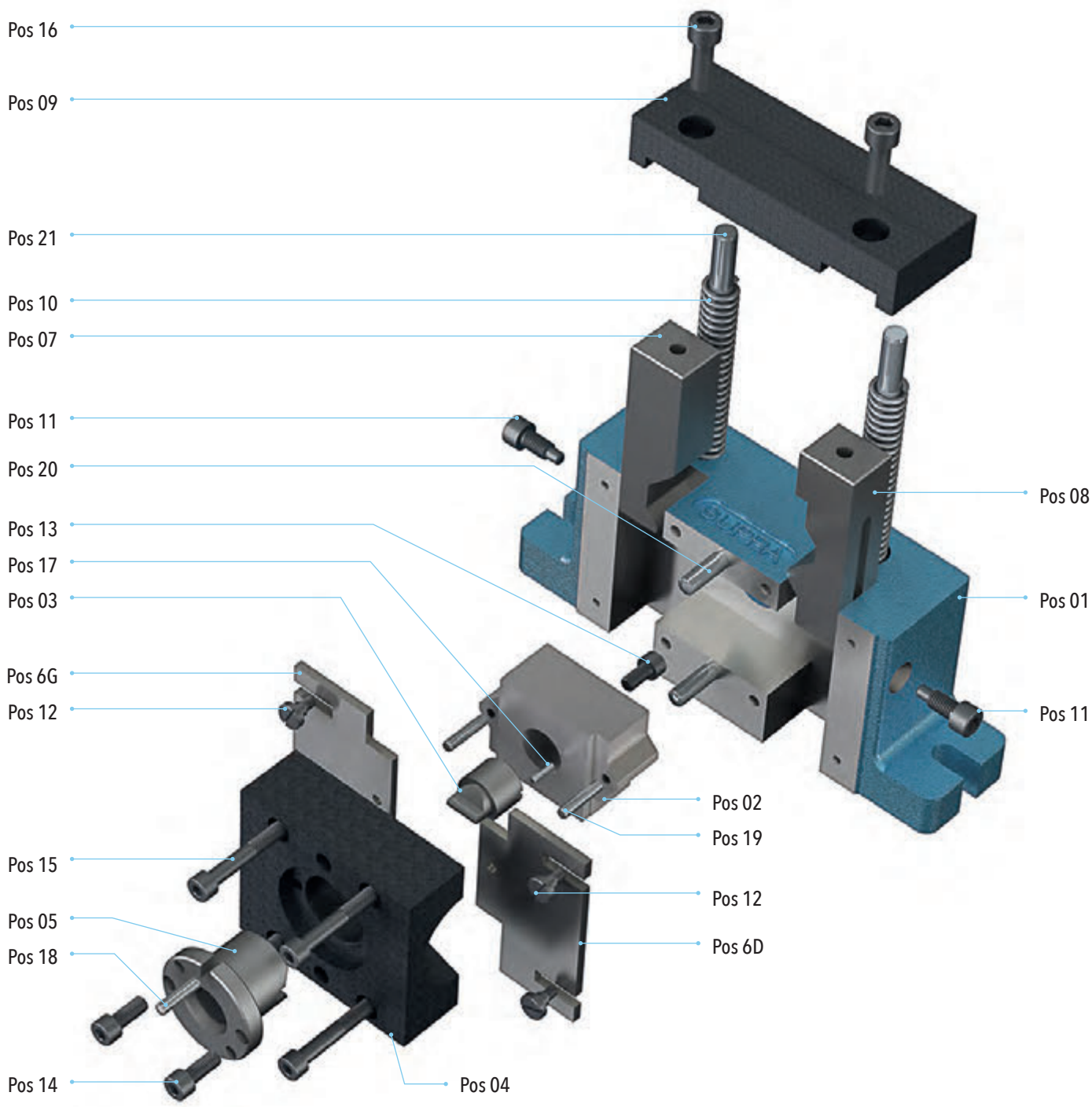
Special notching on request

GT 28 : Ø10 to 28mm
GT 50 : Ø25 to 50mm

The profile has to inscribe in the Ø max of the tool



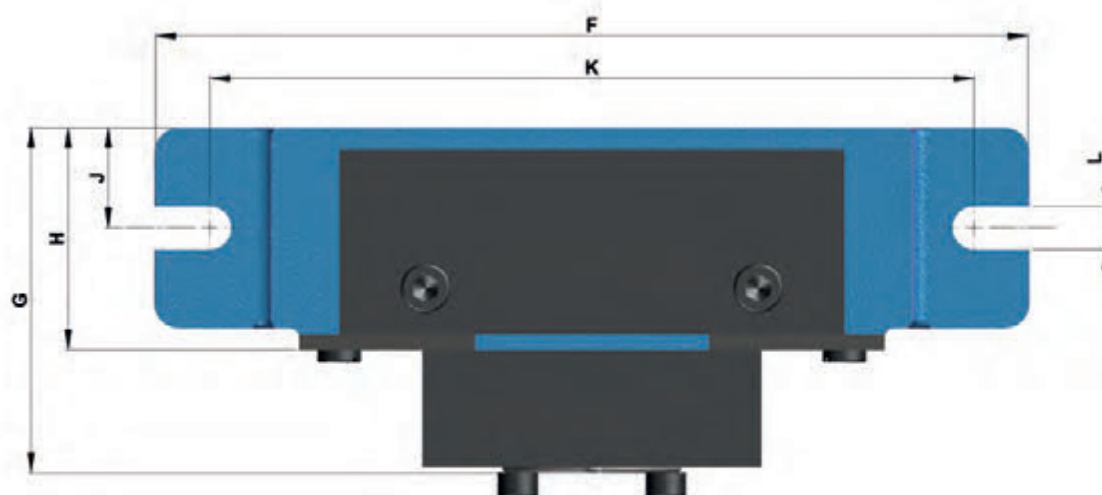
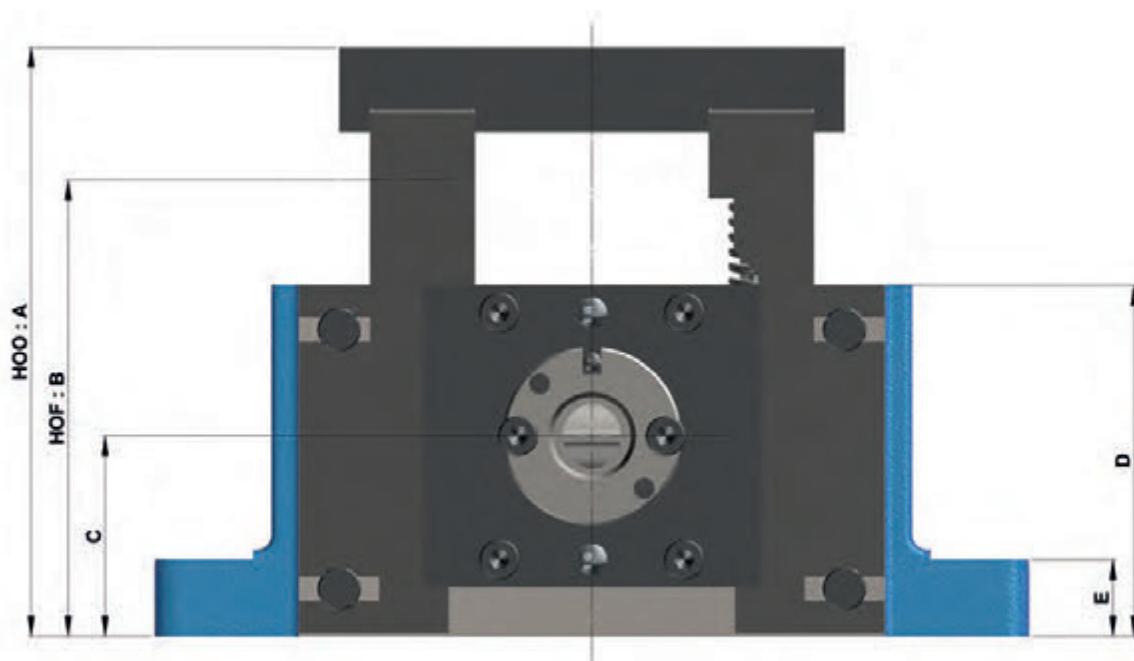
GT28 - GT50





NOMENCLATURE OF SPARE PARTS FOR UNITS GT 28 & GT 50

SPARE PARTS						
Pos	Designation	GT 28		GT 50		
		Qt	Item code	Qt	Item code	
01	Cast iron frame	1	220-84-52114000	1	220-85-52214000	
02	Punch holder carriage	1	220-84-52129000	1	220-85-52229000	
03	Standard punch	1	220-84-52101000	1	220-85-52201000	
04	Die holder	1	220-84-52124000	1	220-85-52224000	
05	Standard die	1	220-84-52105000	1	220-85-52205000	
6G	Left ejector plate	1	220-84-52121000	2	220-85-52223000	
6D	Right ejector plate	1	220-84-52122000	-	-	
07	Left cam	1	220-84-52140000	1	220-85-52240000	
08	Right cam	1	220-84-52141000	1	220-85-52241000	
09	Punch cap	1	220-84-52120000	1	220-85-52220000	
10	Return spring	2	520-190-00813000	4	520-190-00813500	
11	Stopping screw	2	220-84-00452000	4	220-85-00453000	
12	Screw	4	220-84-00454000	4	220-84-00454000	
13	Screw	1	520-1110-8X15	1	520-1110-8X15	
14	Screw	2	520-1110-8X20	3	520-1110-8X25	
15	Screw	4	520-1110-8X50	4	520-1110-8X60	
16	Screw	2	520-1110-10X30	2	520-1110-10X35	
17	Pin	1	520-1410-4X15	1	520-1410-5X15	
18	Pin	1	520-1410-6X25	1	520-1410-6X25	
19	Pin	2	520-1410-6X28	-	-	
20	Pin	2	520-1410-10X60	2	520-1410-12X80	
21	Pin	2	520-1410-12X80	4	520-1410-14X150	
SETS						
	Complete unit		220-84-52110200		220-85-52210200	
	Set punch / die standard		220-84-52100600		220-85-52200600	
	Set punch / die ½ standard		220-84-52100700		220-85-52200700	



UNITS	A	B	C	D	E	F	G	H	J	K	L
GT 28	191	146	65	114	25	284	112	72	32.5	248	14
GT 50	264	191	84	150	30	364	139	87	45	328	14



SUPRA
TECHNOLOGIES



TUBE PUNCHING UNIT




**PUNCHING UNIT ALL MATERIALS
THICKNESS 2MM MAX - DIAMETER Ø10 MAX FOR TUBE Ø32 MAX
ROUND PUNCHING ONLY - CLOSE TOOL HEIGHT 157MM**



Standard punching

1 PUNCH

Tube Ø max: 32mm
Punch Ø max: 10mm



1/2 Standard punching

2 PUNCHES

Center to center max distance: 40mm
Punch Ø Max: 6 mm

STRAIGHT THROUGH PUNCH

Tube Ø max: 25mm
Punch Ø max: 6x10mm

SHIFTED PUNCH

Center to center maxi distance: 20mm
Punch Ø Max: 6 mm



Special punching

Without deformation,
with beak-iron

For punching tube dimensions
have to be inscribed in tool max Ø





PERFO28



STANDARD UNIT

1/2 STANDARD UNIT





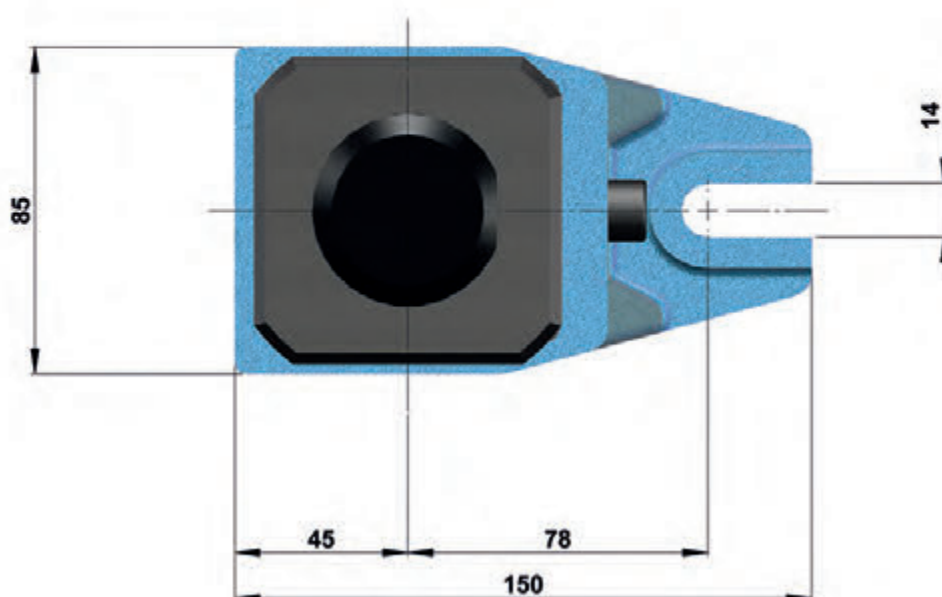
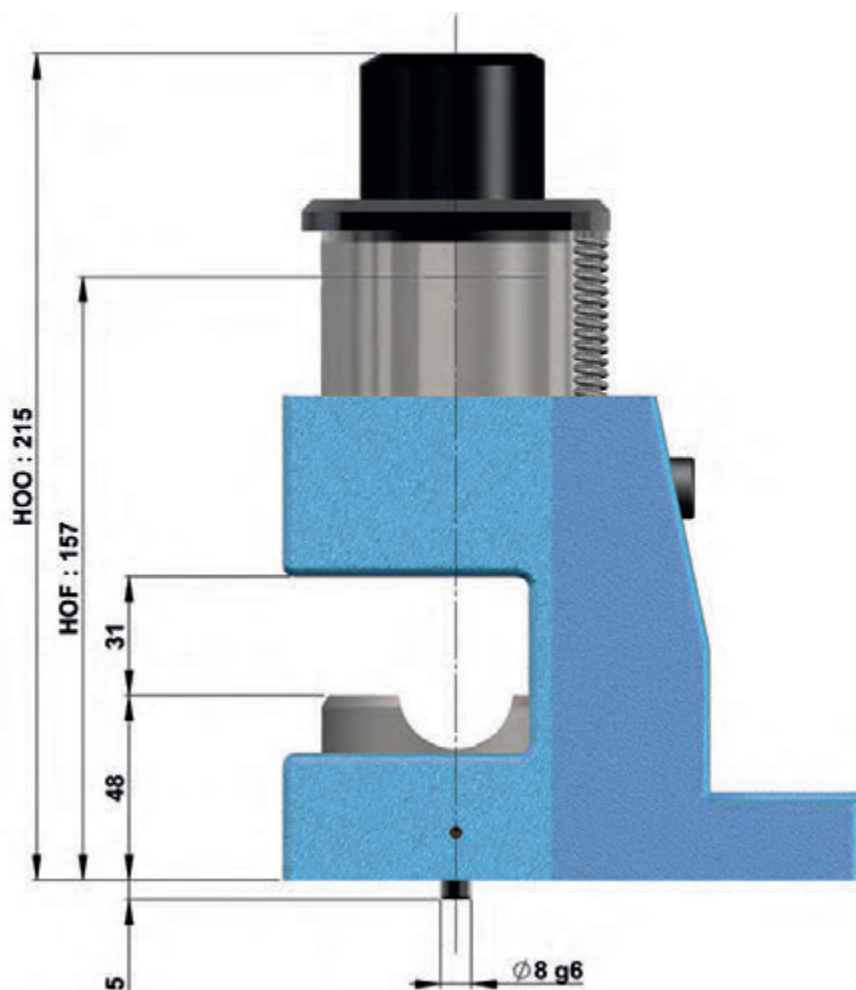
NOMENCLATURE OF SPARE PARTS FOR UNIT PERFO 28

PERFO 28 STANDARD


SPARE PARTS			
Pos	Qt	Designation	Item code
01	1	Cast-iron body	220-86-51114000
02	1	Standard punch	220-86-51101000
03	1	Standard die	220-86-51105000
04	1	Standard die holder	220-86-51124000
05	1	Standard stripper	220-86-51110000
06	1	Sleeve	220-86-51140000
07	1	Standard punch holder	220-86-51122000
08	1	Punch holder washer	220-86-51127000
09	1	Standard punch holder	220-86-51125000
10	1	Screw	520-1110-5X12
11	5	Straight spring guide	220-86-01054000
12	7	Spring	520-190-00812500
13	4	Screw	520-1110-5X16
14	1	Locating pin	220-00-01060500
15	2	Screw	220-86-00451000
16	2	Shoulded spring guide	220-86-01053500
17	1	Screw	520-1135-4X12
SETS			
Complete standard unit 1 punch PERFO 28			220-86-51110100
Set punch / die / standard stripper 1 punch PERFO 28			220-86-51101600

PERFO 28 1/2 STANDARD

SPARE PARTS			
Pos	Qt	Designation	Item code
01	1	Cast-iron body	220-86-51114000
02	1	1/2 standard punch	220-86-51102000
03	1	1/2 standard die	220-86-51106000
04	1	1/2 standard die holder	220-86-51126000
05	1	1/2 standard stripper	220-86-51111000
06	1	Sleeve	220-86-51140000
07	1	1/2 standard punch holder	220-86-51123000
08	1	1/2 standard punch holder plate	220-86-51128000
11	6	Straight spring guide	220-86-01054000
12	8	Spring	520-190-00812500
13	4	Screw	520-1110-5X16
14	1	Locating pin	220-00-01060500
15	2	Screw	220-86-00451000
16	2	Shoulded spring guide	220-86-01053500
17	1	Screw	520-1135-4X12
19	2	Pin	520-1410-6X16
SETS			
Complete 1/2 standard unit 2 punches			220-86-51110400
Set punch/die/stripper 1/2 standard 2 punches			220-86-51100700



ACCESSORIES

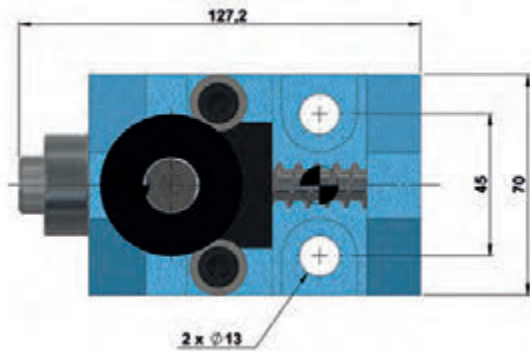
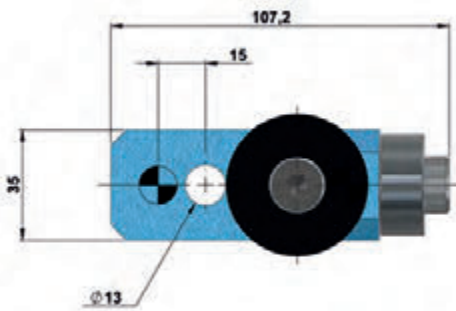
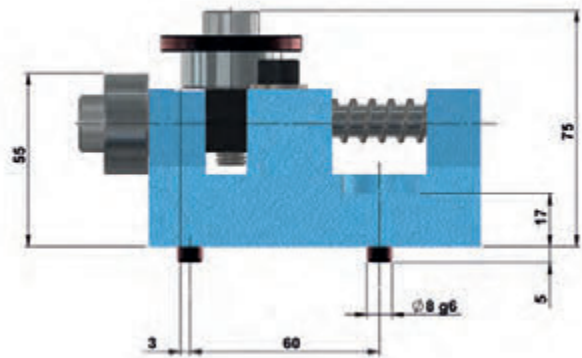



STOP WITH FIXED ROLLER

Code : 220-87-26210500


STOP WITH MOVABLE ROLLER

Code : 220-87-26220500





STRIP GUIDE - DIE LEVEL HEIGHT 80MM

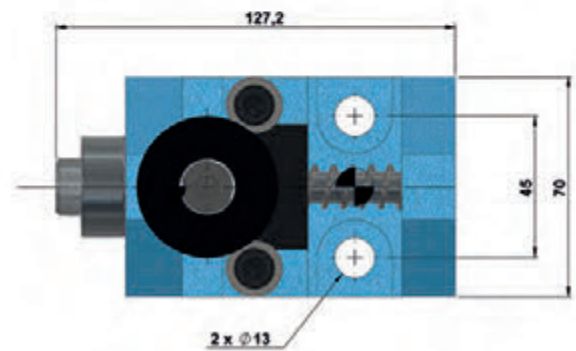
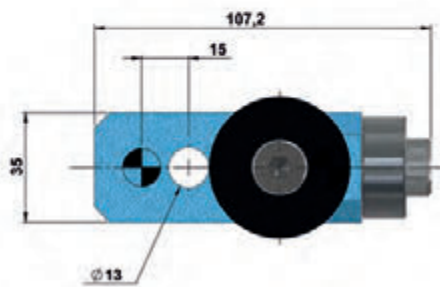
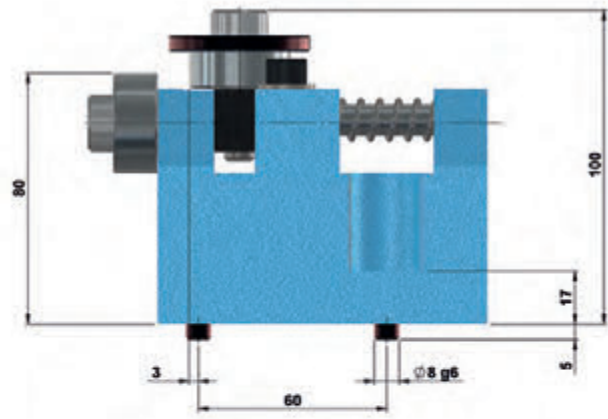
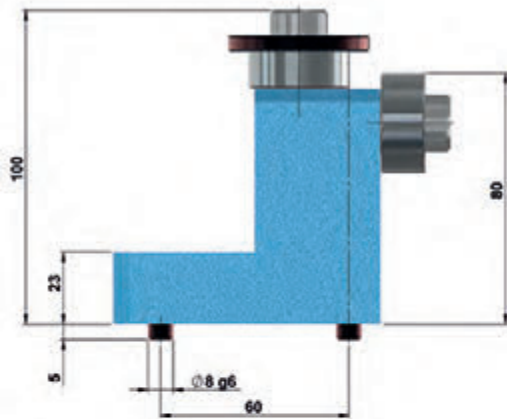


STOP WITH FIXED ROLLER

Code : 220-87-26230500

STOP WITH MOVABLE ROLLER

Code : 220-87-26240500



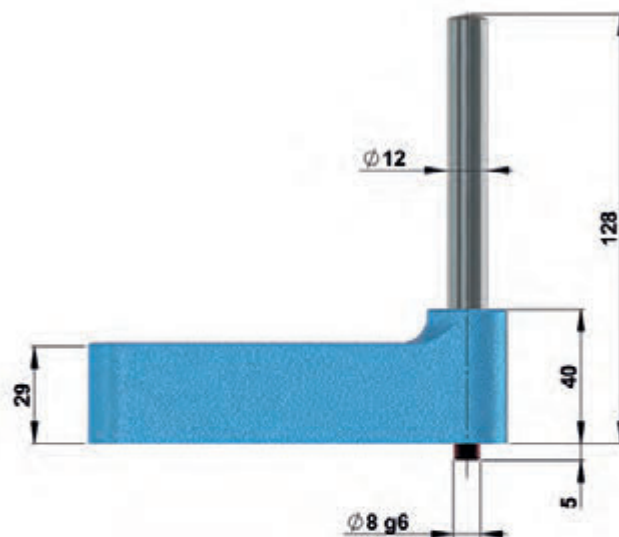
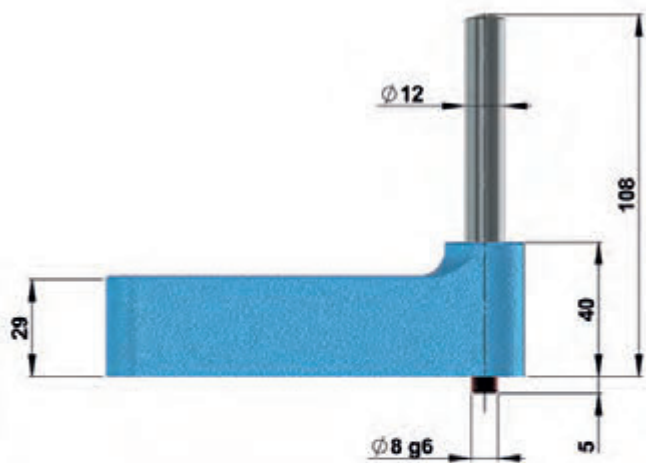


B1 STOP HEIGHT PA

Code : 220-87-25010500

B1 STOP HEIGHT PAE / FE

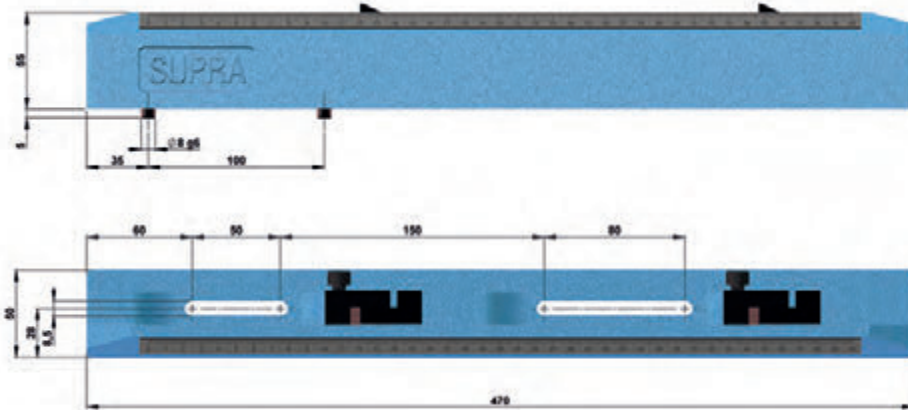
Code : 220-87-25020500





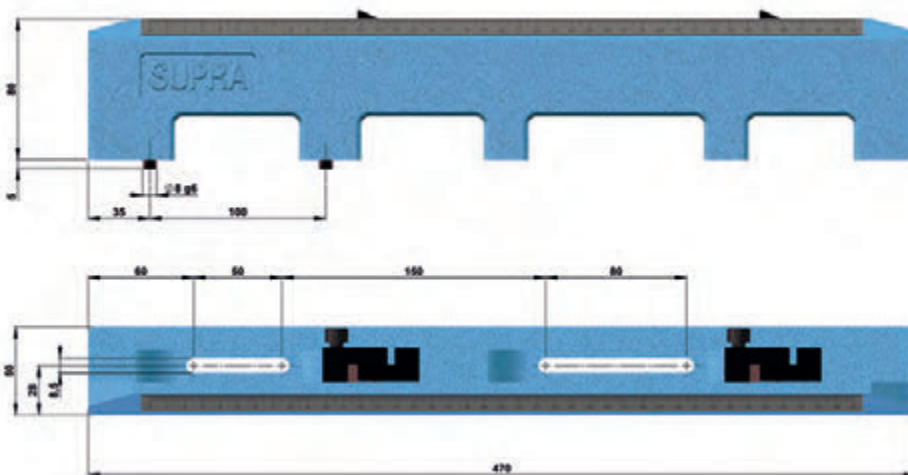
GUIDE WITH RETRACTABLE STOPS HEIGHT 55MM


Code : 220-87-26130500



GUIDE WITH RETRACTABLE STOPS HEIGHT 80MM

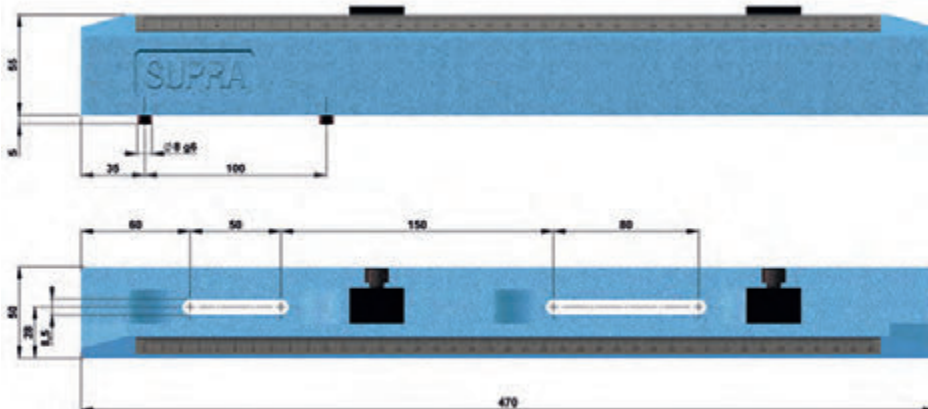
Code : 220-87-26140500





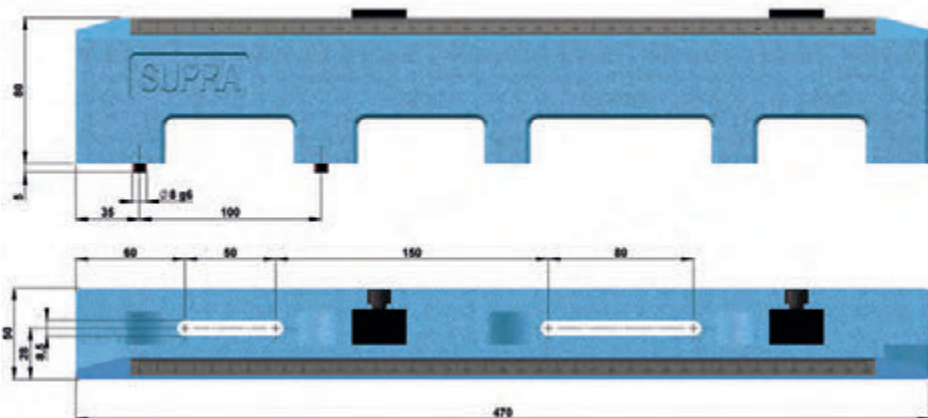
GUIDE WITH CURSORS HEIGHT 55MM

Code : 220-87-26110500



GUIDE WITH CURSORS HEIGHT 80MM


Code : 220-87-26120500






SUPPORT GUIDES HEIGHT 55MM

Code : 220-87-26014000



SUPPORT GUIDES HEIGHT 80MM

Code : 220-87-26015000






HYDRAULIC AND
OLEOPNEUMATIC
PUNCHING TOOL



PUNCHING, BENDING
AND STAMPING
SPECIAL TOOL



Other tools: **ON REQUEST**



SUPRA
TECHNOLOGIES

LIEU DIT LA CARTE
37380 MONNAIE - FRANCE
Tél. +33 2 47 29 80 50
Fax. +33 2 47 29 80 59
www.supra-technologies.com